



1
REGIONAL DISTRICT OF BULKLEY-NECHAKO
COMMITTEE OF THE WHOLE

AGENDA

Thursday, June 11, 2015

| <u>PAGE NO.</u> | | <u>ACTION</u> |
|-----------------|--|-----------------------------|
| | <u>CALL TO ORDER</u> | |
| | <u>SUPPLEMENTARY AGENDA</u> | Receive |
| | <u>AGENDA</u> – June 11, 2015 | Approve |
| | <u>MINUTES</u> | |
| 2-8 | Committee of the Whole Meeting Minutes – April 16, 2015 | Receive |
| | <u>REPORTS</u> | |
| 9-11 | Cheryl Anderson, Manager of Administrative Services - 2015 UBCM Premier/Cabinet Minister Meetings | Direction |
| 12-18 | Deborah Jones-Middleton, Protective Services Manager – British Columbia Earthquake Preparedness Consultation Report | Recommendation (Page 14) |
| 19-22 | Gail Chapman, CAO – School District No. 91 Request For Memorandum of Understanding re Student Work Experience and Apprentice Agreement | Recommendation (Page 19) |
| 23-142 | Gail Chapman, CAO – Municipal Finance Authority Of BC Financial Forum – March 26, 2015 | Receive |
| 143-192 | Gail Chapman, CAO – Regional District CEO/CAO Session – March 24-25, 2015 | Receive |
| 193 | Cheryl Anderson, Manager of Administrative Services - 2015 UBCM Resolution Deadline | Receive |
| | <u>DISCUSSION ITEM</u> | |
| 194-210 | Regional District of Bulkley-Nechako Procedure Bylaw No. 1633, 2012 | |
| | <u>SUPPLEMENTARY AGENDA</u> | |
| | <u>NEW BUSINESS</u> | |
| | <u>ADJOURNMENT</u> | |



REGIONAL DISTRICT OF BULKLEY-NECHAKO

COMMITTEE OF THE WHOLE MEETING

Thursday, April 16, 2015

PRESENT: Chairperson Bill Miller

Directors Taylor Bachrach
Eileen Benedict
Shane Brienen
Mark Fisher
Dwayne Lindstrom
Rob MacDougall
Rob Newell
Mark Parker
Jerry Petersen
Darcy Repen
Luke Strimbold
Gerry Thiessen

Directors Absent Tom Greenaway, Electoral Area "C" (Fort St. James Rural)
Thomas Liversidge, Village of Granisle

Alternate Directors Linda McGuire, Village of Granisle

Staff Gail Chapman, Chief Administrative Officer
Cheryl Anderson, Manager of Administrative Services
Hans Berndorff, Financial Administrator
Janine Dougall, Director of Environmental Services
Corrine Swenson, Manager of Economic Development
Wendy Wainwright, Executive Assistant

Others Stephen Burkholder, General Manager, Pacific Timber – arrived at 12:31 p.m.
Heather Cullen, Director of Project Implementation, Pricing and Tenures, Omineca, Prince George, Ministry of Forests, Lands and Natural Resource Operations – arrived at 12:31 p.m.
Karl Garrett, Mill Manager, Pacific Timber – arrived at 12:31 p.m.
Terry Lazaruk, CanFor
Martin Littlejohn, Western Canada Mountain Bike Tourism Association – Via Teleconference – 11:20 a.m. to 11:48 a.m.
Patrick Lucas, David Nairne & Associates – Via Teleconference - 11:20 a.m. to 11:48 a.m.
Diane MacKay, Fire Centre Manager, Northwest Fire Centre, Ministry of Forests, Lands and Natural Resource Operations – arrived at 12:31 p.m.

CALL TO ORDER

Chair Miller called the meeting to order at 11:18 a.m.

**SUPPLEMENTARY
 AGENDA & AGENDA**

Moved by Director Benedict
 Seconded by Ait. Director McGuire

C.W.2015-4-1

"That the Supplementary Agenda be received and dealt with at this meeting; and further, that the Agenda of the Regional District of Bulkley-Nechako Committee of the Whole meeting of April 16, 2015 be approved."

(All/Directors/Majority)

CARRIED UNANIMOUSLY

MINUTES

Committee of the Whole
 Minutes – March 12, 2015

Moved by Director Petersen
 Seconded by Director Newell

C.W.2015-4-2

"That the Committee of the Whole meeting minutes of March 12, 2015 be received."

(All/Directors/Majority)

CARRIED UNANIMOUSLY

DELEGATION

**NORTHERN BC MOUNTAIN BIKE RECREATION AND TOURISM DEVELOPMENT
 STRATEGY – VIA TELECONFERENCE – Martin Littlejohn, Western Canada Mountain Bike
 Tourism Association and Patrick Lucas, David Nairne & Associates RE: Update**

Chair Miller welcomed Martin Littlejohn, Western Canada Mountain Bike Tourism Association and Patrick Lucas, David Nairne & Associates.

A PowerPoint Presentation was provided.

Northern BC Mountain Bike Recreation and Tourism Development Strategy

Northern BC Mountain Bike Tourism Strategy

- Partnership between MBTA (Mountain Bike Tourism Association) & Northern BC Tourism;
- Goals:
 - o Establish the economic viability for northern communities to collaborate;
 - o Develop a strategy to increase visitation rates, revenues, funding, trails, etc.

Northern BC Mountain Bike Recreation & Tourism Area

- Terrace;
- Smithers;
- Telkwa;
- Houston;
- Burns Lake;
- Fraser Lake;
- Fort St. James;
- Vanderhoof;
- Prince George;
- Mackenzie;
- McBride;
- Valemount.

DELEGATION (CONT'D)

NORTHERN BC MOUNTAIN BIKE RECREATION AND TOURISM DEVELOPMENT STRATEGY – VIA TELECONFERENCE – Martin Littlejohn, Western Canada Mountain Bike Tourism Association and Patrick Lucas, David Nairne & Associates RE: Update

Northern BC has the potential to become a significant destination for mountain bike recreation and tourism.

Mountain Bike Travellers are seeking opportunities and destinations that can provide a broad diversity and variety of riding experiences that the communities of northern BC can best provide through collaboration.

Key Findings

- Mountain bike recreation has significant social & community benefits:
 - o Participation rose over 400% between 1987 & 2000;
 - o 21% of BC residents participate in Mountain Bike biking;
- Mountain Bike tourism generates significant economic benefits:
 - o Mountain bike tourists are motivated to travel;
 - o Awareness of Northern BC is growing;
- Mountain bike tourism is a growing and increasingly lucrative market:
 - o Sea to Sky corridor: trails generated \$10.3 million in visitor spending in 2006, 200 jobs;
 - o Squamish: \$8 million annually (2013);
 - o Rossland & Golden: \$500,000 to \$1,000,000 annually;
 - o Cariboo Chilcotin: \$1.61 million annually;
 - o Oregon: 4 Mountain Bike bike events generate \$2.6 annually;
 - o 7 Stanes – Scotland: \$16.4 million (CAD) annually.

Regional Collaboration

- Regions that engage in collaboration experience:
 - o Substantial growth in number of riders on trails;
 - o More visitors;
 - o More economic activity;
 - o More employment;
 - o Increased value of the mountain bike recreation & tourism sector;
 - o Greater participation in regional mountain bike events.

What are Mountain bikers looking for?

Trails!

- Diversity & progressive challenges;
- Offering unique experiences & designed to the highest standard;
- Well maintained;
- Quality over quantity;
- Epic or signature trails are important attractions.

Other Key elements

- Travel & Transportation;
- Seasonal considerations;
- Reputation;
- Culture;
- Costs;
- Events & festivals;
- Supporting amenities & accommodations.

DELEGATION (CONT'D)

NORTHERN BC MOUNTAIN BIKE RECREATION AND TOURISM DEVELOPMENT STRATEGY – VIA TELECONFERENCE – Martin Littlejohn, Western Canada Mountain Bike Tourism Association and Patrick Lucas, David Nairne & Associates RE: Update

Northern BC as a mountain bike destination

Impression of Northern BC

- No trails!
- Short season!
- Isolated!
- Too Far!
- No Information!
- Hard to reach!
- **BUGS!!**

Intention of visiting Northern BC

- As awareness improves, intention increases;

Travel motivations & preferences

- Majority will travel by car;
- Seeking information on trail loops, itineraries & circle routes;

Sources of Information

- Recommendation from friends (reputation);
- Video & photography;
- Mountain bike related websites (mountainbikingbc.ca).

Most immediate opportunity for growth?

- Local Markets;
- Create awareness and increase participation throughout the region;
- Encourage new riders & demographics (women and families);

Inter-regional & provincial market

- BC residents represent 61% of leisure travelers to northern BC & 51% of total leisure travel spending;
- Mountain bike travelers survey indicated a strong likelihood of travel to northern BC (17%);
- Yellowhead corridor could attract significant riders from within the province;

Inter-provincial market

- Largest potential market: Alberta as well as the Yukon;
- Sport is growing rapidly in the province;
- Proximity to highways from Alberta can impact tourism;
- Albertans represent 15% of visitors to mountainbikingbc.ca.

Target Markets

- US market:
 - o 2006 study showed 135,000 US visitors visited BC for mountain biking;
 - o Visitors from Washington & Alaska enter region via ferry – 250,000 passengers in 2012;
 - o Alaska is a strong attraction, visitors may be compelled to stay longer in the Yellowhead corridor for riding opportunities.
- International market:
 - o Substantial number of international visitors in BC for mountain biking each year;
 - o German visitors show greatest interest;
 - o International visitors are drawn by scenery;
 - o Mountain biking is growing rapidly in Europe and other regions around the world;
 - o BC is recognized as a primary destination.

DELEGATION (CONT'D)

NORTHERN BC MOUNTAIN BIKE RECREATION AND TOURISM DEVELOPMENT STRATEGY – VIA TELECONFERENCE – Martin Littlejohn, Western Canada Mountain Bike Tourism Association and Patrick Lucas, David Nairne & Associates RE: Update

Mountain Bike Recreation & Tourism Development Regional Strategies

- Support the growth of mountain bike recreation;
- Regional branding strategy;
- Regional trails & tourism committee or group;
- Coordinate festivals & events;
- Provide trip itineraries & circle routes;
- Regional race series;
- Regional marketing strategy.

Mountain Bike Recreation & Tourism Development Community Strategies

- Build capacity;
- Clear visions & planning for trails & mountain bike recreation;
- Foster mountain bike culture & community;
- Build mutually supportive partnerships;
- Develop sustainable trails & infrastructure;
- Support local businesses;
- Ensure trails are maintained;
- Monitor, evaluate & report on social and economic impacts.

Mountain Bike Recreation & Tourism Development Regional District Strategies

- Access to land;
- Trail & infrastructure planning;
- Support trail development & maintenance;
- Technical & permitting support;
- Funding through grants & local taxes;
- Insurance;
- Regional trail coordinators;
- Regional trail maintenance.

Next Steps

- Implementation planning (Spring/summer 2015);
- Regional working group (summer 2015);
- Branding strategy (summer/fall 2015).

Discussion took place regarding the challenges of accessing funding for the maintenance of trails. The North Shore Mountain Biking Association has initiated a trail adoption plan and partnerships with local businesses that help support the maintenance of trails. Some groups have also implemented a trail pass system to generate small amounts of revenue to assist with trail maintenance. Mr. Nairne suggested a grant opportunity is an aboriginal youth program wherein youth trail crews work with mountain bike clubs to maintain trails.

Director Repen spoke of a concept route through the Telkwa pass that a group of individuals are working on in Telkwa to develop a mountain bike experience through the region which would build on events already taking place.

Director Fisher brought forward the potential to partner with other groups such as Spinal Cord Injury BC to fund, develop and promote accessibility for trails in the region.

Chair Miller thanked Messrs. Littlejohn and Lucas for attending the meeting via teleconference.

REPORT & CORRESPONDENCE

Report and Correspondence

Moved by Director Strimbold
Seconded by Director Parker

C.W.2015-4-3

"That the Committee of the Whole receive the following:

Report:

-Manager of Regional Economic Development's April 7, 2015 memo titled "SWOT Update";

Correspondence:

- "BC Emergency Health Services and Northern Health – Fort St. James as one of Three Communities for the Launch of British Columbia's First Community Paramedicine Initiative";
- "University of Northern B.C. (UNBC) – Community Development Institute Spring 2015 Community Speaker Series – Building a Revitalized Future: The Role of Community Leadership and Vision – Prince George Public Library – April 15, 2015 – 7:00-8:00 p.m.";
- "Southern Interior Beetle Action Coalition – Keeping it Rural 2015 Conference Agenda – Salmon Arm, B.C. – May 26-28, 2015";
- "Coastal GasLink – April, 2015 Information Sessions."

(All/Directors/Majority)

CARRIED UNANIMOUSLY

Discussion took place regarding the correspondence titled "BC Emergency Health Services and Northern Health – Fort St. James as One of Three Communities for the Launch of British Columbia's First Community Paramedicine Initiative". The possibility of having an information session provided to the Stuart-Nechako Regional Hospital District and the Regional District of Bulkley-Nechako in regard to the initiative was brought forward for discussion.

Break for lunch at 12:00 p.m.

Reconvened from lunch at 12:31 p.m.

DISCUSSION ITEM

**Regional District of Bulkley
-Nechako Procedure
Bylaw No. 1633, 2012**

Moved by Director Lindstrom
Seconded by Director Repen

C.W.2014-4-4

"That the Committee of the Whole defer the Discussion Item – Regional District of Bulkley-Nechako Procedure Bylaw No. 1633, 2012 to the May 14, 2015 Committee of the Whole Meeting."

(All/Directors/Majority)

CARRIED UNANIMOUSLY

SUPPLEMENTARY AGENDA

INVITATION

The BC Jobs Plan Webinar Series- Small Business: Resources from Small Business BC – April 23, 2015

Moved by Director MacDougall
Seconded by Director Petersen

C.W.2015-4-5

"That the Committee of the Whole receive the Invitation titled "The BC Jobs Plan Webinar Series – Small Business: Resources from Small Business BC – April 23, 2015."

(All/Directors/Majority) **CARRIED UNANIMOUSLY**

NEW BUSINESS

Condition of Colleymount Rd.

Director Benedict spoke to the safety concerns in regard to travelling on Colleymount Rd. The road and banks along the road are sloughing and are in poor condition. The road is also too narrow in many areas for two way traffic. She noted that Colleymount Rd. has a high level of industrial logging truck traffic, tourism traffic along with the public and school buses. The road requires upgrading to address the level and types of traffic utilizing Colleymount Rd. along with the safety concerns regarding the poor conditions of the road.

Concerns were also brought forward regarding the maintenance of Colleymount Rd. and other secondary roads.

Moved by Director Benedict
Seconded by Director Petersen

C.W.2015-4-6

"That the Committee of the Whole recommend that the Regional District of Bulkley-Nechako Board of Directors write a letter to the Ministry of Transportation and Infrastructure regarding the need to allocate funding for safety upgrades to Colleymount Rd.; and further, that the letter be forwarded to WorksafeBC, John Rustad, MLA Nechako Lakes and Lakes District Maintenance (LDM)."

(All/Directors/Majority) **CARRIED UNANIMOUSLY**

ADJOURNMENT

Moved by Alt. Director McGuire
Seconded by Director Petersen

C.W.2015-4-7

"That the meeting be adjourned at 12:42 p.m."

(All/Directors/Majority) **CARRIED UNANIMOUSLY**

**REGIONAL DISTRICT OF BULKLEY-NECHAKO****MEMORANDUM**

TO: Chair Miller and Committee of the Whole

**FROM: Cheryl Anderson
Manager of Administrative Services**

DATE: June 3, 2015

SUBJECT: 2015 UBCM Premier/Cabinet Minister Meetings

Attached is a letter from Premier Christy Clark regarding the upcoming UBCM Convention and the opportunity to meet with herself and Cabinet Ministers.

At this time, staff is seeking direction from the Regional Board as to any meetings it wishes to request at the 2015 UBCM Convention.

RECOMMENDATION: (All/Directors/Majority)

Direction.

MAY 27 2015

Geraldine Craven

REGIONAL DISTRICT OF BULKLEY NECHAKO

From: CivicInfo BC <info@civicinfo.bc.ca>
Sent: May-27-15 10:30 AM
To: CivicInfo BC
Subject: 2015 UBCM Convention - Meeting Requests with Premier Christy Clark and Provincial Cabinet Ministers
Attachments: Letter dated May 27 2015 from Premier Christy Clark to Mayors and Regional District Chairs.pdf

This message is being sent by CivicInfo BC to all UBCM Member Municipalities and Regional Districts on behalf of Honourable Christy Clark, Premier.

Subject: 2015 UBCM Convention – Meeting Requests with Premier Christy Clark and Provincial Cabinet Ministers
Intended Recipient(s): Mayors/Regional District Chairs/Islands Trust Chair/CAOs and cc: Administrative Assistants and General Email
Attachments: One (1) plus message below

If you have received this message in error, we ask that you forward it to the appropriate person in your office.

MESSAGE:

Please see the attached letter from Premier Christy Clark with regards to this year’s UBCM Convention. The letter outlines the process for requesting a meeting with the Premier and Cabinet Ministers.

This year’s online form will be available on Monday, June 15, 2015 at https://UBCMreg.gov.bc.ca. The invitation code is MeetingRequest2015, and is case sensitive.

Please note as in previous years, meetings with the Minister of Community, Sport and Cultural Development are scheduled directly with that Ministry. You will be receiving a letter in the near future as to their meeting request process.

If you have any questions, please contact the Premier’s UBCM Meeting Request Coordinator, Tim Wong by email at UBCM.Meetings@gov.bc.ca or by phone at 604-775-1600.

The information transmitted herein is confidential and may contain privileged information. It is intended solely for the person or entity to which it is addressed. Any review, retransmission, dissemination, taking of any action in reliance upon, or other use of this information by persons or entities other than the intended recipient is prohibited. If you received this in error, please notify the sender and delete or destroy all digital and printed copies.

CivicInfo BC makes no representations or warranties whatsoever, either expressed or implied, with respect to the accuracy, reliability or suitability for any purpose, of the information contained or referenced in this message.



May 27, 2015

Dear Mayors and Regional District Chairs:

As we prepare for the upcoming 2015 UBCM Convention in Vancouver this September, I wanted to let you know that my caucus colleagues and I are once again looking forward to listening to the discussions around the issues and initiatives that affect British Columbia's communities and the people who live there. Our work depends on your input and your insight, and my colleagues and I will be there to listen and to learn about your priorities.

The theme this year, *Excellence in Action*, is a wonderful way to recognize the successful track we have worked on together to build our province, to highlight our strengths and to lead the way to securing a future for British Columbians today and for many years to come.

If you would like to request a meeting with me or a Cabinet Minister on a specific issue during this year's convention, the online registration form at <https://UBCMreg.gov.bc.ca> will go live on June 15th. The invitation code is MeetingRequest2015 and it is case sensitive.

It'll be great to see you at the UBCM Convention. If you have any questions, please contact my UBCM Meeting Request Coordinator, Tim Wong, via his email address which is: UBCM.Meetings@gov.bc.ca or by phone at 604-775-1600.

Sincerely,

A handwritten signature in black ink that reads "Christy Clark".

Christy Clark
Premier



Regional District of Bulkley-Nechako Committee of the Whole Memorandum June 11, 2015

To: Chair Miller and the Board of Directors
From: Deborah Jones-Middleton (Protective Services Manager)
Date: June 3, 2015
Regarding: British Columbia Earthquake Preparedness Consultation Report

In June 2014 the Province hired Henry Renteria to conduct an Earthquake Preparedness Consultation, collecting data from key stakeholders regarding how British Columbia can become more prepared for a catastrophic earthquake. The Regional District of Bulkley-Nechako response is attached.

In December, 2014, Henry Renteria Prepared the "British Columbia Earthquake Preparedness Consultation Report".

"The focus of the report calls for development of a culture of preparedness in British Columbia. Collaboration and cooperation among government, the private sector and the general public is the formula for success. Additionally the specific agencies responsible for leading preparedness efforts must have the necessary authority and resources to accomplish their goals." (Renteria 2014)

For your consideration, please see the recommendation summaries below as per the, "British Columbia Earthquake Preparedness Consultation Report."

Recommendation #1 – Leadership, Authority and Responsibility

"The provincial government must provide EMBC with additional resources and the authority required to effectively deliver emergency management leadership to provincial crown agencies and local authorities. Further, EMBC must be positioned within government in such a fashion that **its authority is greatly enhanced.**" (Renteria pg. 13)

Recommendation #2 – Funding and Accountability

"The provincial and federal governments must implement a funding program to support local authority preparedness efforts, and leverage emergency management funding to:

- Increase emphasis on planning and mitigation (RDBN); and,
- Increase local authority accountability (RDBN)." (Renteria pg. 15)

Recommendation #3 – Intergovernmental and Inter-Agency Coordination

"Federal, provincial, and local authorities (RDBN), as well as other entities, such as those in the private sector, must ensure that they have the integrated plans and capacities in place to deal with a catastrophic event." (Renteria pg. 18)

Date: June 3, 2015

Re: British Columbia Earthquake Preparedness Consultation Report

Page: 2

Recommendation #4 – Public Education, Awareness and Engagement

“EMBC, together with significant agencies at all levels of government (inclusive of local government) and private sector partners, must launch a long-term and coordinated earthquake preparedness public education and awareness campaign. New funding and staff will be required.” (Renteria pg. 23)

Recommendation #5 – Private Sector and Non-government Organizations

“The Province must prepare and resource a strategy for further engagement of the private sector in emergency management planning, including mandated requirements for private sector entities.” (Renteria pg. 26)

Recommendation #6 – Training and Exercising

“The Province must prepare and resource a strategy for further engagement of the private sector in emergency management planning, including mandated requirements for private sector entities.” (Renteria pg. 28)

Recommendation #7 – Province wide Risk Analysis.

“In the long-term, EMBC and its partners must develop a strategy for enhanced hazard risk and vulnerability analysis, and for increasing the availability of emergency management risk data for use by local authorities, the private sector, First Nations and the public.” (Renteria pg. 31)

Recommendation #8 – Emergency Management Capability Priorities

“Federal, provincial, and local governments must invest in emergency management capability enhancements in such areas as alerting, logistics, urban search and rescue, rapid damage assessment, and 911.” (Renteria pg. 34)

For more information, or to view the full report, please contact, Deborah Jones-Middleton, Protective Services Manager.

Staff Comment:

Overall the intent of these recommendations and key actions is to increase funding and staffing to Emergency Management BC so they can set and enforce standards and benchmarks for Local Government Emergency Management Programs. The document calls for significant increases in Local Government Emergency Management role such as:

- meeting new provincial minimum standards;
- increase local authority accountability;
- participation in regional planning, training, and exercise;
- development and implementation of curriculum for kindergarten to grade 12 students;
- devote additional resources to support coordinated earthquake preparedness public education;
- enforcing the mandate of private sector emergency preparedness;

Date: June 3, 2015

Re: British Columbia Earthquake Preparedness Consultation Report

Page: 3

-
- addition of resources to support the use of geospatial data and assessment of unique issues such as vulnerable populations, hazardous materials, or animals; and
 - establish and resource a framework and capacity for post disaster logistics such as search and rescue, rapid damage assessment.

Although the document recommends the provincial and federal governments increase funding to local governments these objectives are unattainable by the current staffing levels of the Regional District, which, already struggles to meet current objectives within the time spent dealing with emergency response.

The Regional District of Bulkley-Nechako has been activated for extended periods of time at various levels almost every year. During these periods, many Regional District staff are activated, during which time they are unable to address the Board priorities and day to day duties and responsibilities. These staff members work above and beyond the call of duty during these responses and are exhausted afterward, yet feeling the pressure to get the backlog of regular work caught up. The current office space is at maximum capacity, and does not allow for increased resources such as staff and equipment to implement the changes required. Any amount of funding from the province will be insufficient to mitigate this time and productivity loss to the region.

From past experience, the Board has seen the promise of funding to support the download of responsibilities from the Province dry up over a few short years and is left taxing its residents for the mandated service.

Staff recommends that the Province increases funding to Emergency Management BC to build a team of experts and gather the appropriate resources to take back emergency management and develop a provincial program with the expertise to address the need for enhanced preparedness and response to emergencies in British Columbia.

Recommendation All /DIRECTORS/MAJORITY

1. That the Board of Directors receive the memo titled "British Columbia Earthquake Preparedness Consultation Report " from Deborah Jones-Middleton, Protective Services Manager.
2. That the Board of Directors submit a letter to the Attorney General and Minister of Justice outlining the concerns of the Regional District and request that the Province increase funding to build a team of experts to take back emergency management and develop a provincial program with the expertise to address the need for enhanced preparedness and response to emergencies in British Columbia.
3. Further that the letter be forwarded to all Regional Districts in the Province.

2014 Earthquake Preparedness Consultation

Written Feedback

The Earthquake Preparedness Consultation, initiated by the provincial government, is collecting input from stakeholders across British Columbia regarding how British Columbians can become more prepared for a catastrophic earthquake.

The Chair, Henry Renteria, will be providing recommendations to the provincial government, by December 31, 2014, based on this stakeholder input. While these recommendations will be delivered to the provincial government, preparedness is a shared responsibility between all stakeholders, including the public, all levels of government, non-governmental organizations, and the private sector. Thus, these recommendations are expected to consider actions by a wide variety of agencies and stakeholders.

A dedicated e-mail account has been created to allow interested stakeholders to provide written input to the Chair about issues, challenges, and recommendations regarding improving BC's preparedness for a catastrophic earthquake. Please submit written responses to Earthquake.Consultation@gov.bc.ca.

Name of Organization: Regional District of Bulkley-Nechako
 Contact Name: Deborah Jones-Middleton
 Position/ Title: Protective Services Manager
 Phone Number: 250-692-3195
 Email address: deborahjm@rdbn.bc.ca
 Date: June 19, 2014

The questions below are intended to provide a framework for written submissions, but respondees may choose to provide additional information.

1. In your opinion, is your community adequately prepared for a catastrophic earthquake?
 - a. If not, what would you say are the top three preparedness gaps or challenges?

Staff Comments

- i. Ensuring food, fuel and other necessary needs are redirected if necessary so that our residents are able to access their needs.
- ii. Resources such as staff, first responders, equipment being taken from our community to respond to the event, depending on the time of year this could leave our communities at greater risk to other types of events that can happen.

- iii. Ensuring Doctors transportation to northern communities is made a priority as many small northern communities have rotating doctors that work in the southern areas as well.
- b. What specific recommendations would you offer to address these gaps or challenges?

Staff Comment

- i. Provide funding to local governments for:
 - ✓ planning;
 - ✓ training;
 - ✓ exercising, and
 - ✓ public education;
 - ii. Ensuring resources are still available to communities unaffected by the earthquake but affected by another type of event.
 - iii. Ensure back up plans are in place to provide resources.
 - iv. Provide timely communications between EMBC and all local governments and First Nations to ensure everyone is aware of what is happening and the identified needs.
 - ✓ Key to include First Nations – as their support/response is Federal.
 - v. Provide public communications from the province with timely information on the event.
2. In your opinion, is British Columbia as a whole adequately prepared for a catastrophic earthquake?

- a. If not, what would you say are the top three preparedness gaps or challenges?

Staff Comment

- i. Inadequate training.
 - ii. Limited funds to plan and prepare.
 - iii. Lack of supplies and materials.
- b. What specific recommendations would you offer to address these gaps or challenges?
- Staff Comment**
- i. Ensure training opportunities to northern communities even if there are only small groups able to participate.
 - ii. Provide funding to support local government in planning, training, exercising, debriefing, and public education projects.

- iii. Provide local governments with public education materials and quick access to emergency supplies, and assistance including the private sector (e.g. equipment/supply owner operators)
3. Given the importance of individual and family preparedness for disasters such as a catastrophic earthquake, are there specific recommendations you could offer for increasing the public's preparedness?

Staff Comment

The public education must include the following:

- i. awareness of the potential risks in their area;
 - ii. the potential impacts of those risks in their area; and
 - iii. what they need to do to be prepared to address those risks.
- iv. Provide public education via:
- ✓ video presentation in schools and at community groups;
 - ✓ advertisements that can be run in newsletters, etc; and
 - ✓ Look into automatic information distribution systems, via telephone and email.
4. Are there key policy issues which should be addressed by governments as part of enhancing British Columbians' preparedness for a catastrophic earthquake? (e.g. legislative or regulatory changes, changes to land use planning policies, changes to financial compensation provisions, industry regulation, etc.). If so, what are the top issues, and what recommendations would you offer?
5. How can alignment of disaster preparedness plans and activities between different governments, agencies and stakeholders be enhanced?

Staff Comment

In order to facilitate this goal there needs to be funding in place to support interagency planning, training, exercising, and debriefing.

- a. Established open lines of communication and understanding roles and responsibility between each ministry and level of government in order to eliminate conflict during a catastrophic event
6. To ensure that progress and successes to date on enhancing earthquake preparedness in British Columbia are recognized, are there particular projects or best practices that should be acknowledged and built upon?

Staff Comment

The Great British Columbia ShakeOut Exercise.

7. Is there additional information or perspective you would like to bring to the Chair's attention?
8. Due to the lack of telecommunication and internet infrastructure in Northern portions of the region access to computer training, education and delivery of messages can often times be limited.



REGIONAL DISTRICT OF BULKLEY-NECHAKO
Committee of the Whole
Memorandum

TO: Chair Miller and Committee of the Whole Members

FROM: Gail Chapman, CAO

SUBJECT: School District No. 91 Request for Memorandum of Understanding re Student Work Experience and Apprenticeship Agreement

DATE: May 29, 2015

Attached, hereto, please find a "draft" Memorandum of Understanding which has been submitted by School District No. 91 for consideration by the Regional District Board of Directors. The MOU outlines a willingness by the RDBN to work toward SD No. 91 student work experience opportunities.

According to the MOU, the RDBN and SD No. 91 will work together toward work experience and apprenticeship opportunities for students. It will be at the discretion of the Regional District as to whether the students are paid for their work or not.

As a result of working together regarding this initiative, the region will be in a position to benefit from taking part in training students to become future local government employees and hopefully keep our young people in our communities.

RECOMMENDATION: (All/Directors/Majority)

"That the Regional District of Bulkley-Nechako Committee of the Whole recommend to the Regional District Board of Directors that it approve and execute the Memorandum of Understanding between School District No. 91 and the Regional District of Bulkley-Nechako.

Further, that the Regional District of Bulkley-Nechako Committee of the Whole recommend to the Regional District Board of Directors that it authorize Staff to work with School District No. 91 toward training opportunities for students."

Memorandum of Understanding
Student Work Experience & Apprentice Agreement

Between

Regional District Bulkley Nechako

PO Box 820
37 3rd Ave.
Burns Lake, BC, V0J 1E0

And

School District No. 91 Nechako Lakes

PO Box 129
153 E. Connaught Street
Vanderhoof, BC, V0J 3A0

This Memorandum of Understanding (MOU) sets the terms and understanding between the Regional District of Bulkley-Nechako and School District No. 91 Nechako Lakes to work together to ensure meaningful work and student apprentice opportunities are available for students.

Background

The Regional District of Bulkley-Nechako and School District No. 91 Nechako Lakes are situated in central BC. The region is heavily dependent on the forestry, mining and agriculture industries and located at the center of many of the large northern economic development projects. Developing community capacity and ensuring skilled labour is available to meet these current and upcoming demands is of critical importance to the Regional District and School District.

It is recognized that exposure to work experience, including student apprentice work, during the high school years can have a significant positive impact for students. In work experience, the workplace and the community become the classroom. It provides students with an opportunity to participate in various occupations/trades/careers and gain skills, knowledge and experience about the workplace. Furthermore, it provides employers with the opportunity to showcase their workplace to interested local students.

Work Experience/ Student Apprentice Program Benefits:

- Provides students with firsthand knowledge and experience about the workplace and specific occupations/trade/careers
- Provides employers with the opportunity to train and develop young motivated students within their home communities.
- Provides an opportunity for students to gain new skills, including job readiness, that can be used in future work

- Allows students to gain various career and trade course credits toward graduation
- Increases the relevance and practical application of school by linking directly to the world of work

Census data and a recent Skills Gap Analysis by the Regional District of Bulkley-Nechako indicate that many youth in the community and region face significant socio economic barriers to employment. Factors such as low levels of high school completion, low literacy and high rates of teen pregnancy indicate that there are significant challenges for youth to overcome in order to participate in and benefit from emerging opportunities. Securing agreements which provide work experience options can assist students in overcoming these challenges by providing the opportunity to participate in valid and meaningful career-related activities that would not normally be available to them. These opportunities have the potential of creating possibility where none exists and igniting a passion the student may otherwise never have discovered.

The BC Skills for Jobs Blueprint recognizes the importance of youth skill development. It encourages School District's and local government to work together to ensure youth have access to a widest possible variety of hands-on experiences while in school, thereby creating the quickest possible route to work and/or post-secondary education. Furthermore, it recognizes the importance of community agreements to secure work spots for students who don't have the community connections to secure their own.

Given this context both parties have identified the need to work together to ensure students within School District No. 91 have access to a variety of work experience and student apprentice options.

Purpose

This MOU will outline how the Regional District of Bulkley-Nechako and School District No. 91 Nechako Lakes will work together to secure work experience and student apprentice spots for students in School District No. 91.

The goal of the MOU is to create opportunities that link education with work, thereby increasing transferable skill sets as well as retention and graduation rates of high school students within the Regional District of Bulkley-Nechako and School District No. 91.

The above goals will be accomplished by undertaking the following activities:

The municipality will:

1. Annually assess workplace requirements and where appropriate identify potential work experience and/or student apprentice opportunities.
2. Work directly with the School District Career & Trade Coordinator to link students to identified work options.
3. Develop language to include in all procurement agreements for project or contract based work requesting that where possible the contractor consider options to provide work experience or student apprentice hours.
4. Work towards a target of securing [insert number] potential work experience or student apprentice spots per year.

School District No. 91 Nechako Lakes will:

1. Arrange an annual meeting in February with the Regional District to discuss upcoming work and projects and identify potential work experience or student apprentice opportunities.
2. Develop an internal selection process to link student interest and aptitude with various work experience opportunities.
3. Work with the Regional District to ensure a selection process is in place that meets the municipality's needs.
4. Provide ongoing support to the student and employer throughout the duration of the work experience.

Reporting

School District No. 91 Nechako Lakes will provide an annual report to the Regional District of Bulkley-Nechako in June of each year. The report will highlight the number of students completing work experience and student apprentice hours at the Regional District of Bulkley-Nechako.

Funding

This MOU has no specification in terms of funds – rather it is simply a document of intent. It will be up to the Regional District of Bulkley-Nechako to determine if work experience opportunities are paid or unpaid.

Duration

This MOU may be modified by mutual consent of authorized officials of the Regional District of Bulkley-Nechako and School District No. 91 Nechako Lakes.

This MOU shall become effective upon signature by the authorized officials from the Regional District of Bulkley-Nechako and School District No. 91 Nechako Lakes and will remain in effect until modified or terminated by any one of the partners by mutual consent. In the absence of mutual agreement by the authorized officials from the Regional District of Bulkley-Nechako and School District No. 91 Nechako Lakes this MOU shall end on **June 30, 2017**.

Contact Information

Gail Chapman
 Chief Administrative Officer
 Regional District of Bulkley-Nechako
 PO Box 820, Burns Lake, BC
 (250) 692-3195
 gail.chapman@rdbn.bc.ca

Charlene Seguin
 Superintendent of Schools
 School District No. 91 (Nechako Lakes)
 Box 129, Vanderhoof, BC
 (250) 567-2284
 cseguin@sd91.bc.ca

Signed

This ____ day of _____, 2015

Gail Chapman, Chief Administrative Officer

Charlene Seguin, Superintendent of Schools



REGIONAL DISTRICT OF BULKLEY-NECHAKO
Committee of the Whole
Memorandum

TO: Chair Miller and Committee of the Whole Members

FROM: Gail Chapman, CAO

SUBJECT: Municipal Finance Authority of BC
Financial Forum - March 26, 2015

DATE: May 27, 2015

Chair Miller attended the Municipal Finance Authority of BC Financial Forum in Victoria, B.C. on March 26, 2015 on behalf of the RDBN.

Attached are the following informative power point presentations which were presented at the Forum:

- a) Fiscal Sustainability and Local Governments
 - Lynda Gagne, Asst. Prof., UVic
 - ** (may appear as a delegation sometime in the future)**
- b) MFA Pooled Fund Program
- c) 2015 Economic Research and Strategy

RECOMMENDATION: (All/Directors/Majority)

Receive

* Bd.

Fiscal Sustainability and Local Governments

MIABC FINANCIAL FORUM
MARCH 24, 2015
LYNDA GAGNE, PhD, CPA (CGA)
ASSISTANT PROFESSOR, UNIVERSITY OF VICTORIA

Outline

- ▶ Introduction
- ▶ Fiscal sustainability reporting in Canada
- ▶ Canadian fiscal sustainability issues
- ▶ BC fiscal sustainability issues
- ▶ Local and total government finance trends
- ▶ Sustainable fiscal policies

Introduction

- ▶ Fiscal Sustainability Defined
 - ▶ International Public Sector Accounting Standards Board (IPSASB)
 - ▶ The ability of government to meet its service delivery and financial commitments *both now and in the future*. (*Reporting on the Long-Term Sustainability of Public Finances*, November 2009; emphasis added)
 - ▶ CPA Canada's Public Sector Accounting Board (Financial Condition)
 - ▶ The ability to meet existing financial obligations both in respect of its service commitments to the public and financial commitments to creditors, employees and others. (SORP-4)

Introduction

- ▶ Fiscal Sustainability Challenges and Risks
 - ▶ Population aging
 - ▶ Climate change
 - ▶ Population growth and other environmental pressures
 - ▶ Infrastructure deficits
 - ▶ Unrealistic growth expectations
 - ▶ Unwillingness to pay for desired public services
 - ▶ Housing market prices bubbles

Fiscal Sustainability Reporting in Canada

- ▶ PSAB's SORP4: Indicators of Financial Condition (2009)
 - ▶ Elements of financial condition
 - ▶ Sustainability**
 - ▶ Flexibility**
 - ▶ Vulnerability
- ▶ Office of Parliamentary Budget Officer projections
 - ▶ Key measure: fiscal gap

Fiscal Sustainability Reporting in Canada

- ▶ Selected SORP4 Indicators of Financial Condition
 - ▶ Sustainability indicators
 - ▶ net debt/financial assets-to-GDP or taxable assessment
 - ▶ accumulated deficit/surplus-to-GDP or taxable assessment
 - ▶ total expenses-to-GDP or taxable assessment
 - ▶ Flexibility indicators
 - ▶ public debt charges-to-revenues
 - ▶ net book value of capital assets-to-cost of capital assets
 - ▶ own-source revenues-to-GDP or taxable assessment

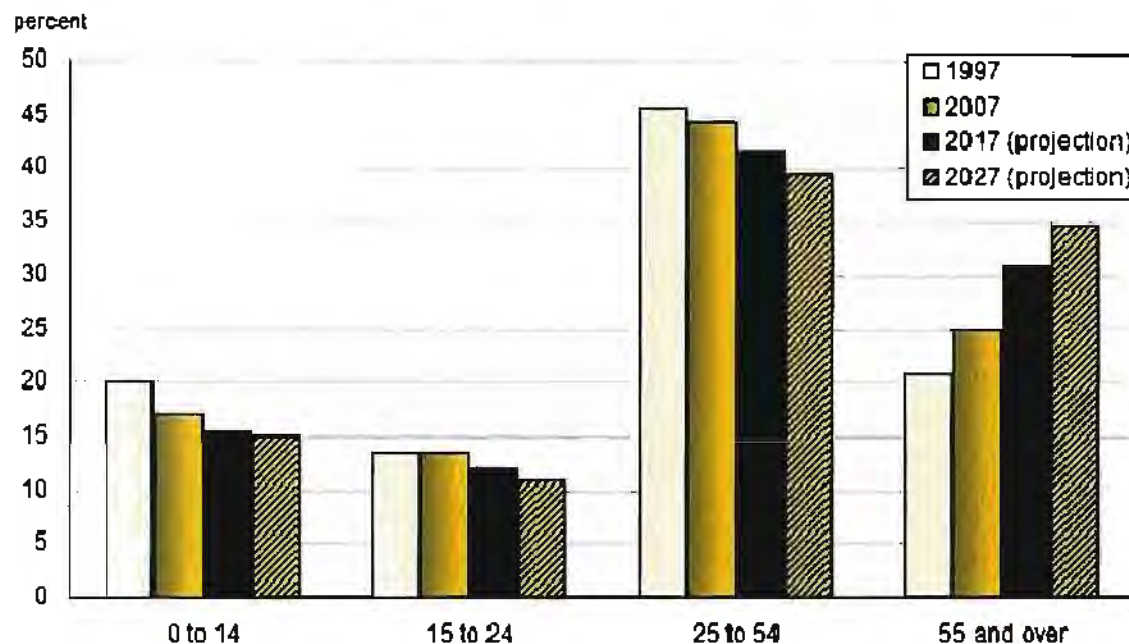
Fiscal Sustainability Reporting in Canada

Canadian governments' fiscal gaps, 2014 (PBO Fiscal Sustainability Reports, 2010-2014)

| | Federal Government | Provincial and Territorial Governments | Provincial-Territorial and Local Governments | CPP and QPP Funds | Total |
|------|--------------------|--|--|-------------------|-------|
| 2010 | 1.0-1.9 | n/a | n/a | n/a | n/a |
| 2011 | 1.2 | 1.5 | n/a | n/a | n/a |
| 2012 | -1.4 | n/a | 2.0 | -0.1 | 0.5 |
| 2013 | -1.3 | n/a | 1.9 | 0.0 | 0.6 |
| 2014 | -1.4 | n/a | 1.7 | 0.0 | 0.3 |

Canadian Fiscal Sustainability Issues

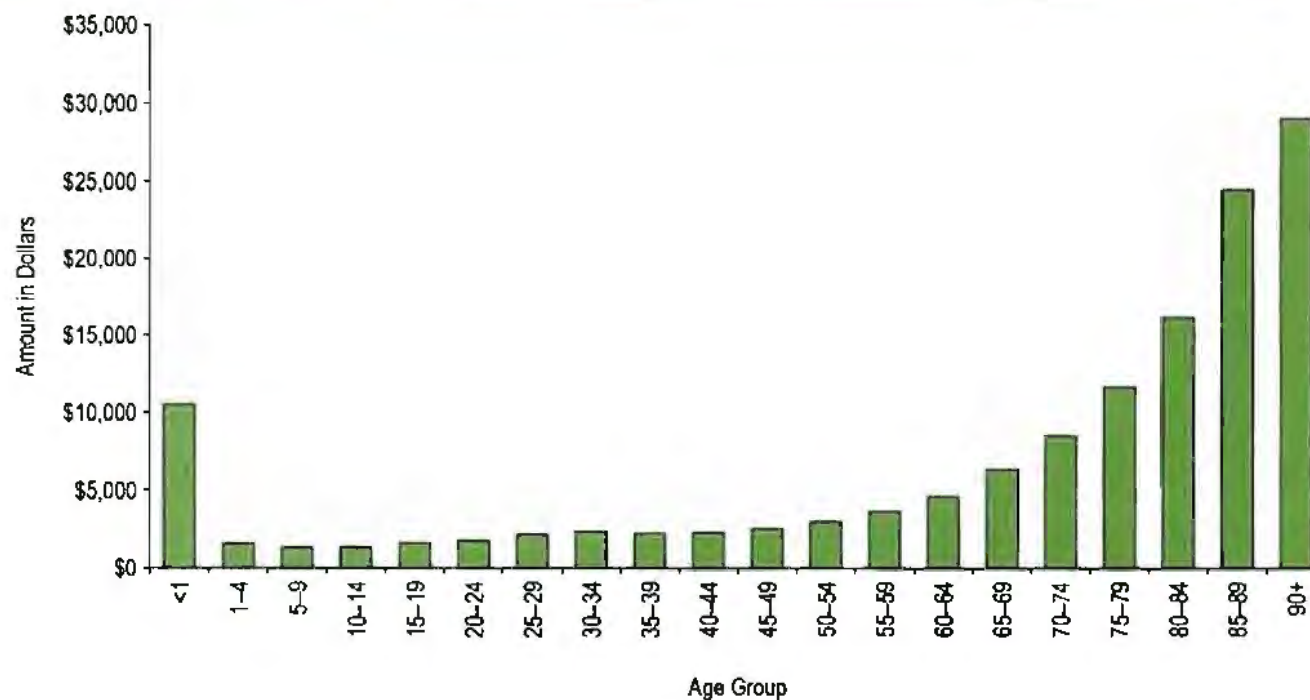
Distribution of the Canadian population, by age, 1997, 2007, 2017 and 2027



Source: Statistics Canada, The Canadian Labour Market at a Glance, retrieved from <http://www.statcan.gc.ca/pub/71-222-x/71-222-x2008001-eng.htm>, January 24, 2010

Canadian Fiscal Sustainability Issues

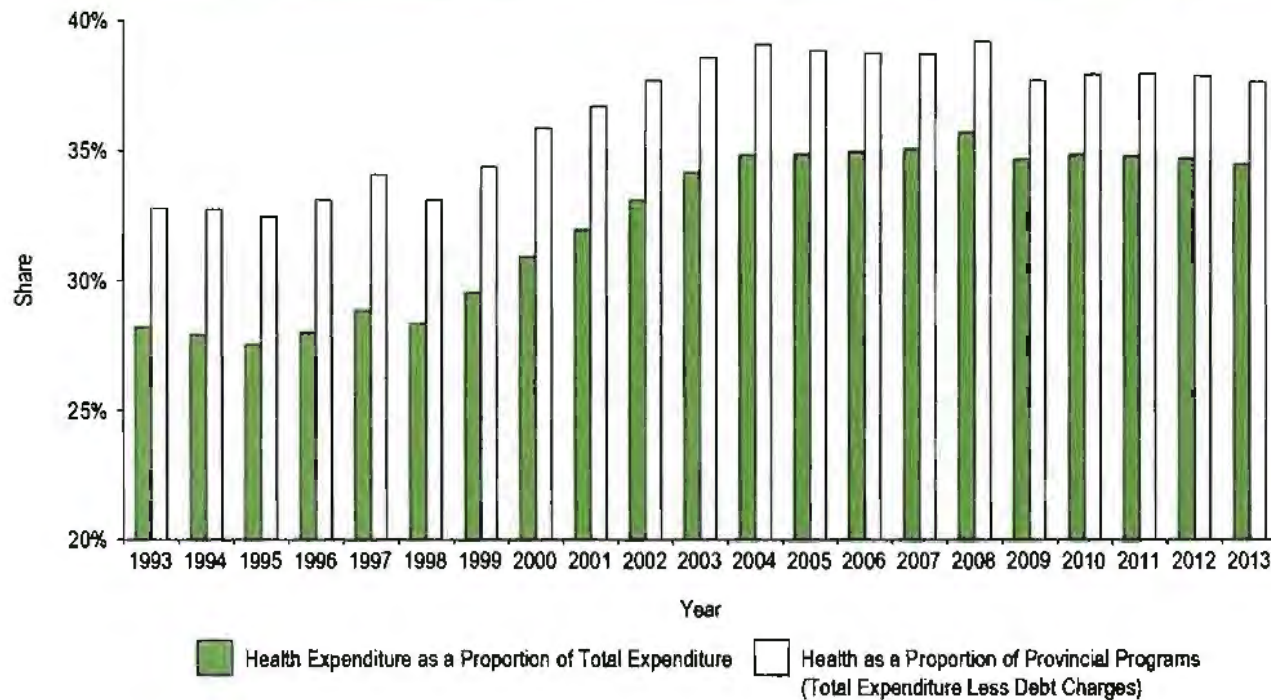
Provincial/Territorial Government Health Expenditure per Capita, by Age Group, Canada, 2012



Source: Canadian Institute for Health Information (2014). *National Health Expenditure Trends, 1975 to 2014*. Retrieved from http://www.cihi.ca/web/resource/en/nhex_2014_report_en.pdf.

Canadian Fiscal Sustainability Issues

Provincial/Territorial Government Health Expenditure as a Proportion of Total Provincial/Territorial Government Expenditure and Programs, Canada, 1993 to 2013



Source: Canadian Institute for Health Information (2014). *National Health Expenditure Trends, 1975 to 2014*. Retrieved from http://www.cihi.ca/web/resource/en/nhex_2014_report_en.pdf.

Canadian Fiscal Sustainability Issues

Infrastructure

- ▶ According to the Federation of Canadian Municipalities (FCM)'s *Canadian Infrastructure Report Card 2012*
 - ▶ *Municipal drinking-water and wastewater systems ranked "Good: Adequate for now,"*
 - ▶ *Stormwater systems ranked "Very good: Fit for the future"*
 - ▶ *Roads received an overall grade of "Fair: Requires attention"*
 - ▶ *30% of municipal infrastructure ranks between "fair" and "very poor" with an estimated replacement cost of \$171.8 billion (111% of aggregate Canadian local government expense in 2013)*

Canadian Fiscal Sustainability Issues

Infrastructure

- ▶ New Building Canada Plan
 - ▶ \$53 billion across Canada between 2014-2024
 - ▶ In BC:
 - ▶ \$1.1 billion under the New Building Canada Fund
 - ▶ \$2.76 billion under the Gas Tax Fund

BC Fiscal Sustainability Issues

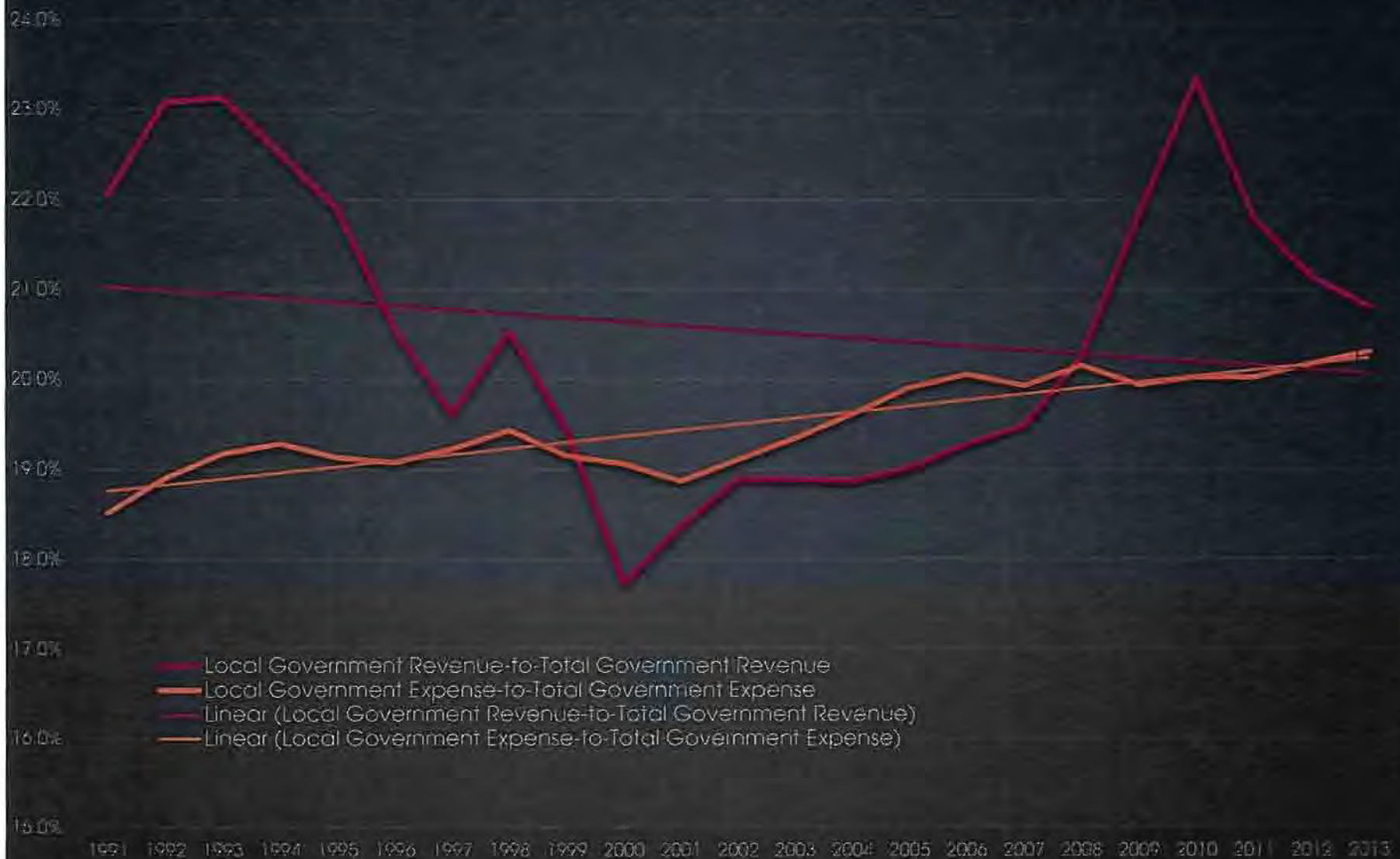
- ▶ BC local government per capita spending is low by Canadian standards
- ▶ At \$893, BC local government total per capita property taxes are among the lowest in Canada
- ▶ Non-residential taxes are comparable to other provinces
- ▶ Business taxes are not generally a competitive problem in BC, except for specific situations
- ▶ Recent municipal costs have been growing faster than the population and are often the result of decisions by other governments
- ▶ The Province had the highest announced marginal effective tax rates for 2014 at 27.1%
- ▶ Real per capita GDP growth in BC between 1990 and 2010 was estimated at 19.8% compared to the Canadian average of 30.3%
- ▶ The Province does not appear to have the capacity to substantially increase local government funding



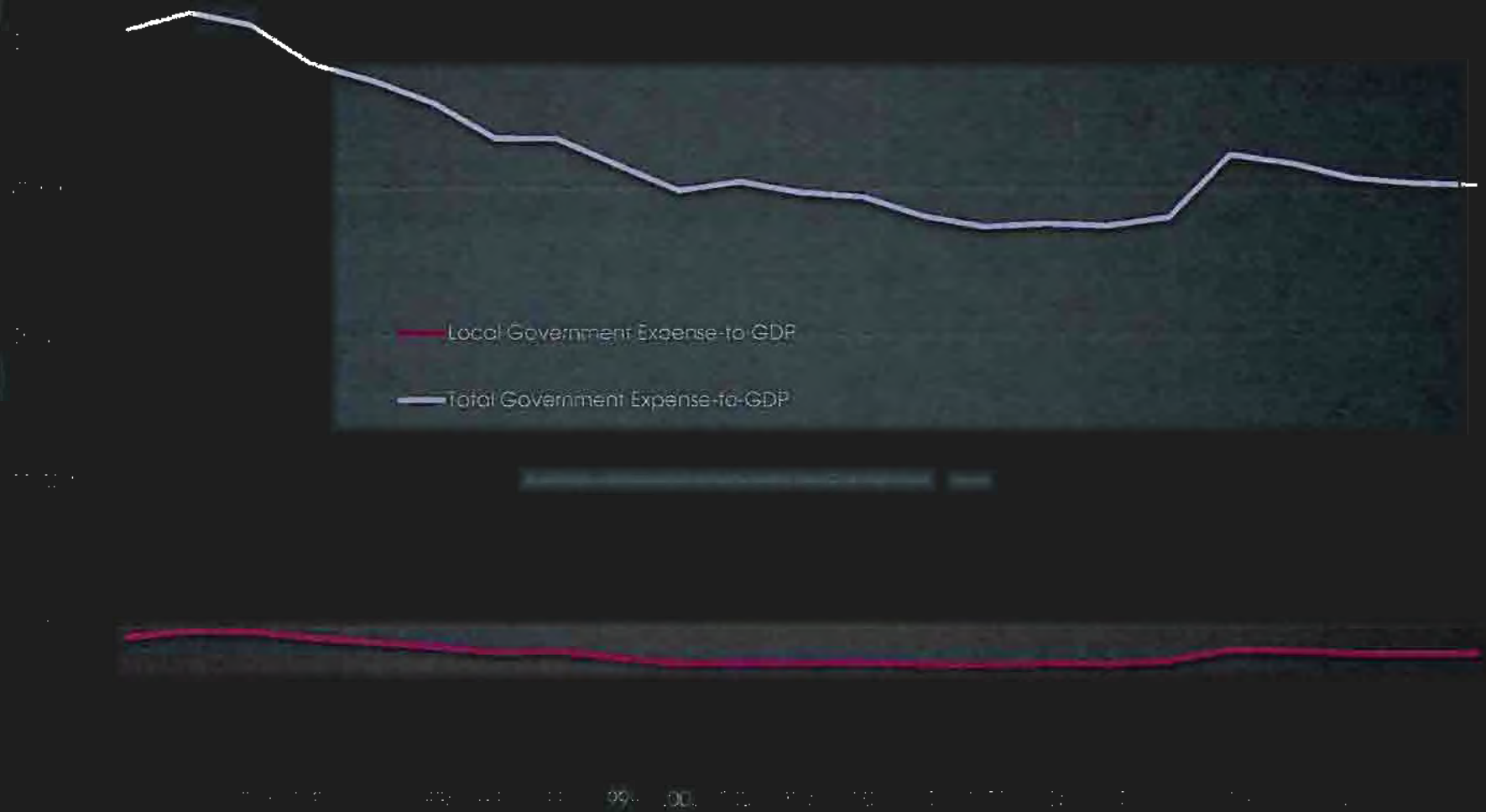
Local and Total Government Finance Trends

(from Statistics Canada *Government Finance Statistics*)

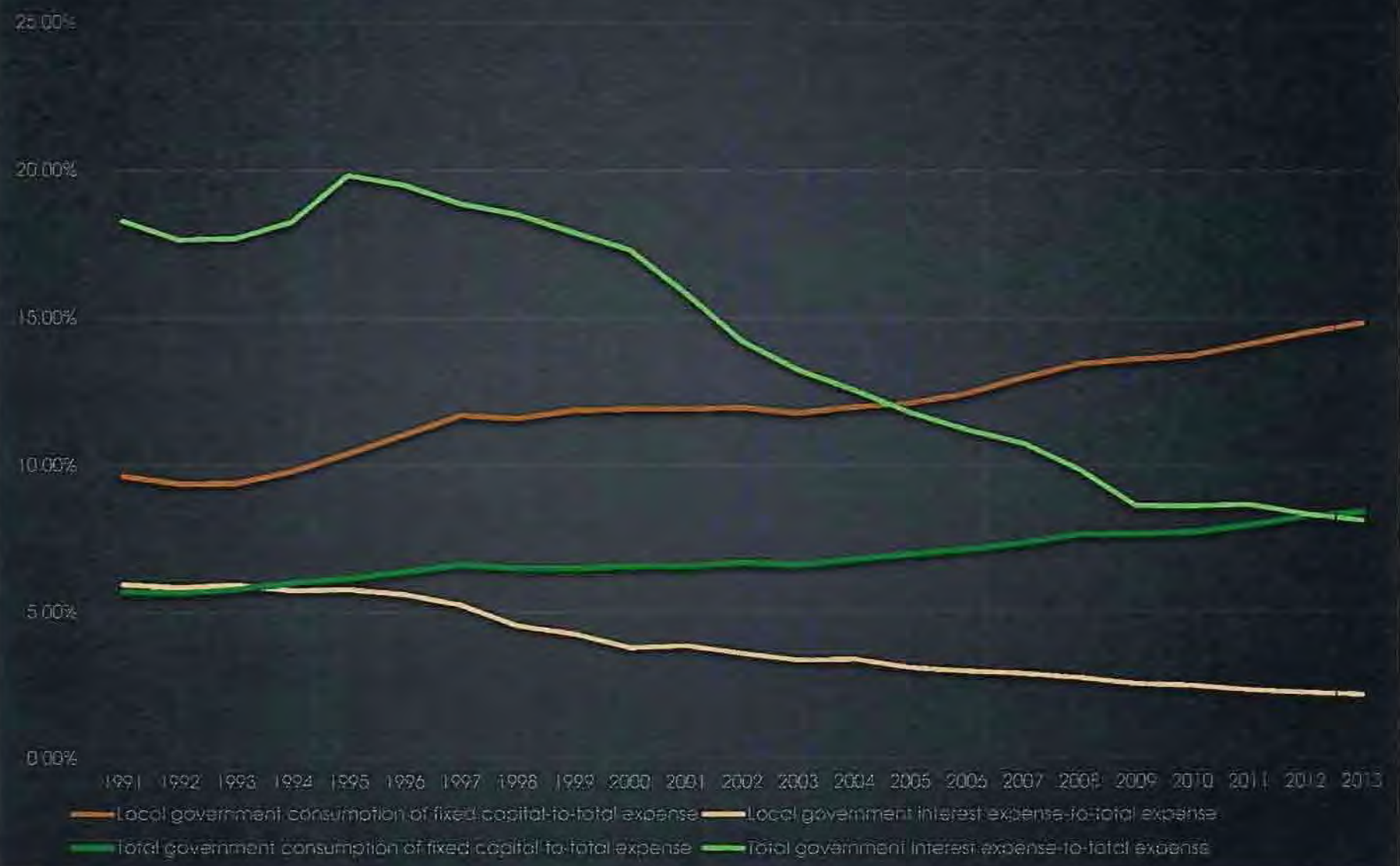
Local Government Revenues and Expenses-to-Total Government Revenues and Expenses, Canada 1991-2013



Local and Total Government Expense-to-GDP, Canada 1991 to 2013



Local and Total Government Interest and Fixed Capital Consumption Expenses-to-Total Expenses, Canada 1991-2013



Sustainable Fiscal Policies

Provincial and local government revenues need to increase and/or expenses decrease; fiscal policies also need to address the larger issues of climate change, conservation, and sustainability

- ▶ Provincial and federal gas / carbon taxes can be implemented / enhanced and used to enrich infrastructure funding, including significantly enhanced funding for public transit and cycling infrastructure, and climate change-related infrastructure needs
- ▶ Tolls on all major arteries in high population density areas with considerable single occupancy vehicle commuting should be considered
- ▶ Pricing for water and sewer services can be enhanced to reflect full costs of infrastructure and shadow prices for water
- ▶ Municipalities and regional authorities can continue to support solid waste reduction, recycling, and composting using pricing mechanisms and by-laws
- ▶ Tax shifts such as these need to be accompanied by measures that compensate or insure low-cost minimum levels of services for low income households and that address competitiveness issues

Municipal Finance Authority of B.C. Pooled Fund Program

March 26, 2015

Kevin De Sousa, Vice President



MFA Pooled Fund Program – What is it?

Professionally Managed Pools Available to Municipalities

**Money Market
Fund**

\$1.2 billion

**Intermediate
Fund**

\$328 million

**Bond
Fund**

\$620 million

Program in place since 1989

43

MFA Pooled Fund Program

How Everyone Fits In

Municipal Treasurers & Finance Officers

- Clients & end users of MFA Pooled Funds

MFA Pooled Funds

Investment Advisory Committee

- Provide guidance on fund guidelines
- Provide investment manager oversight

MFA of BC Staff

- Provide day-to-day oversight and operations
- Main point of contact for clients

PH&N IM

- Manage assets and report to IAC
- Interact regularly with MFA Staff
- Provide client advice & education

PH

Phillips, Hager & North Investment Management

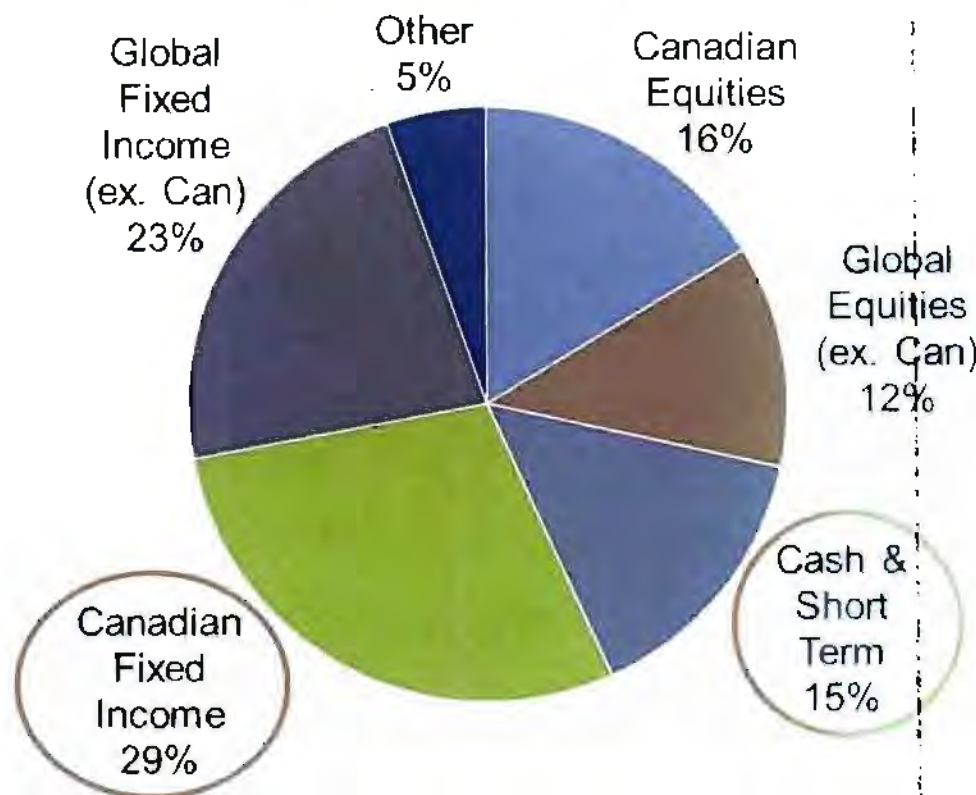
Canadian Institutional Business of RBC Global Asset Management

RBC GAM Assets Under Management: \$363 Billion*

By Client Type



By Asset Class

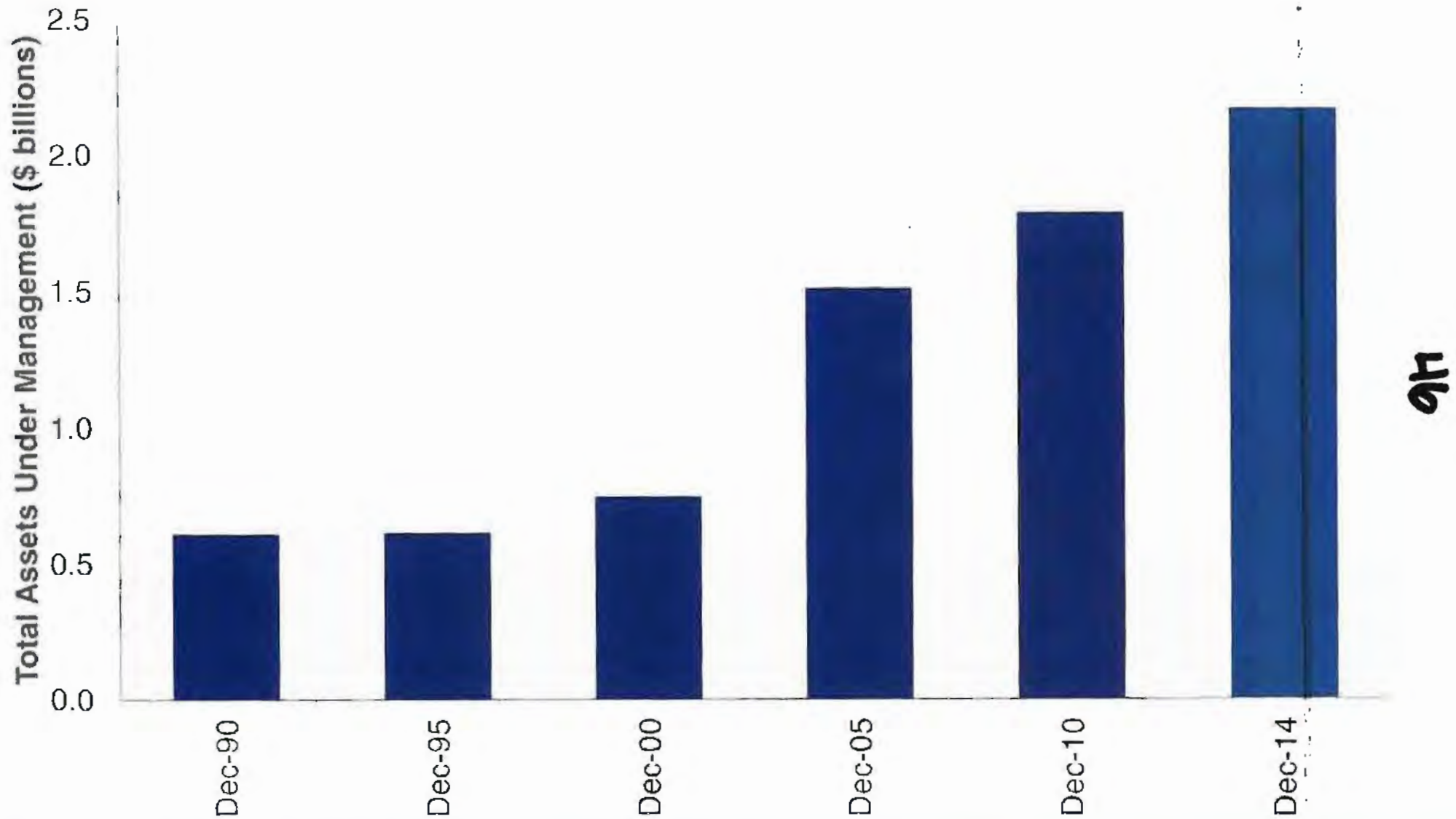


57

*As of December 31, 2014 in Canadian dollars, RBC Global Asset Management

MFA Pooled Fund Assets Under Management

Steady Growth Since 1989



MFA Pooled Funds

Consistent Outperformance

| Annualized Performance as of December 31, 2014 | One Year % | Since Inception % | Current Yield % |
|---|------------------|-------------------------|-----------------------|
| MFA Money Market Fund | 1.09 | 4.31 | 1.11 |
| <i>Benchmark</i> | <u>0.74</u> | <u>4.08</u> | <u>0.75</u> |
| Difference | +0.35 | +0.23 | +0.36 |
| MFA Intermediate Fund | 1.28 | 3.92 | 1.24 |
| <i>FTC 365 Day T-Bill Index</i> | <u>0.79</u> | <u>3.59</u> | <u>0.78</u> |
| Difference | +0.49 | +0.33 | +0.46 |
| MFA Bond Fund | 3.15 | 6.56 | 1.44 |
| <i>FTC Short Term Bond Index</i> | <u>2.86</u> | <u>6.29</u> | <u>1.29</u> |
| Difference | +0.29 | +0.27 | +0.15 |

57

MFA Pooled Funds

Where Do They Fit?

- Eligible investments subject to Community Charter Section 183
 - Securities of the Municipal Finance Authority
 - **Pooled Investment Funds under the MFA Act**
 - Securities of Canada or of a Province
 - Securities of a municipality, regional district
 - Investments guaranteed by a chartered bank
 - Deposits in a savings institution, credit unions
 - Other investments specifically outlined under this Act

48

Cash Management Considerations

How to invest that next \$100?

- What's the money intended for?
- When will you spend it?
 - Understanding timing of cash flows
 - Focus time and resources here for best results
- What if you're wrong?
 - Will you need it sooner or later?
 - How important is liquidity?
- How important is maximizing return?
- How are you managing risk?
 - Beware concentration risk

149

Portfolio Customization

Meet Liquidity Needs and Prudently Maximize Returns

Daily cash

- Instant liquidity, low risk
- e.g. bank accounts

Short cash

- Instant liquidity, low risk
- e.g. money market funds, savings accounts

Long Cash

- Wider investment universe

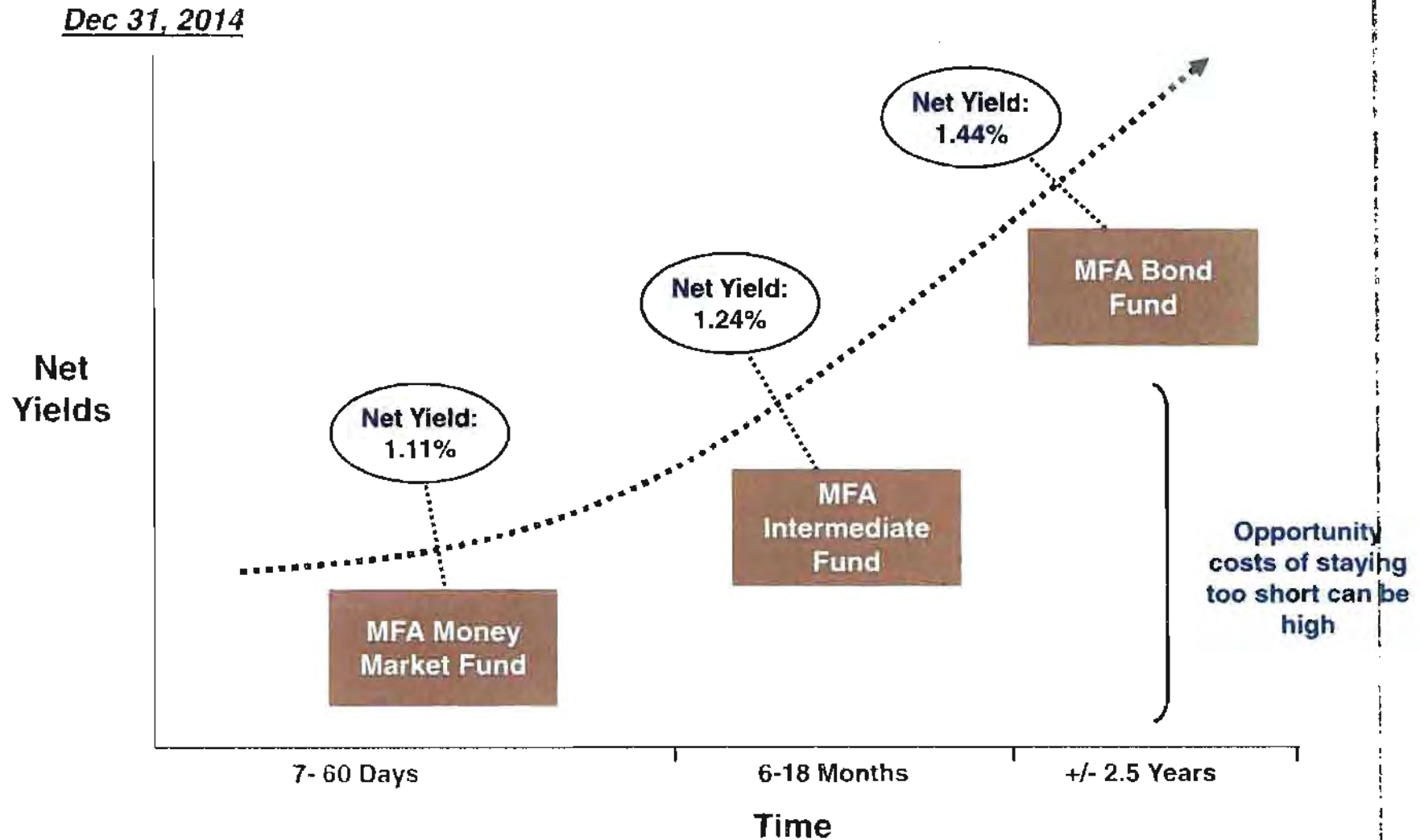
Short Term Bonds

- Semi-permanent cash reserve
- Widest investment universe



MFA Pooled Funds

Time Horizon Dictates Fund Selection



51

MFA Pooled Funds – Eligible Under the Charter

Key Advantages Over Do-It-Yourself Investing

- Professional active management of funds
 - Full-time team of 39 vs. part-time attention
- Flexibility to customize structure
 - Mix and match pools to align with expected cash flow needs
- Daily liquidity
- Improved total returns
 - Pools have greater flexibility than do individual municipalities
- Exposure to corporate bonds
 - Active management of a diversified portfolio
 - No reliance on rating agencies
- Objective benchmarking of performance
- Reduced administration costs
 - Institutional pricing on ~\$2B of assets

52

MFA Pooled Fund Program Support Is Available

MFA of BC Staff

- All questions start here
- Area of expertise:
 - Operational issues
 - All non-investment related questions

Phillips, Hager & North IM

- Area of expertise:
 - Investment management
 - Investment advice

Email: finance@mfa.bc.ca

53

Questions?

54

Disclosures

Disclosures for Slide 7:

- All results/yields/indices presented after net fees of 20 basis points (Bonds & Intermediate Funds) and 15 basis points (Money Market Fund) have been applied
- Inception dates: May 1989 for Money Market & Bond Fund; March 1994 for Intermediate Fund
- Yield shown is annualized, net of fees.
- Benchmark for MFA Money Market Fund: FTSE TMX 91-Day T-Bill Index from May 1, 1989 to March 31, 1994; FTSE TMX 30-Day T-Bill Index from March 31, 1994 to July 31, 2001; FTSE TMX 91-Day T-Bill Index from July 31, 2001 to December 31, 2012; FTSE TMX 30-Day T-Bill Index thereafter

8

Disclaimer

This presentation is intended for institutional investors only.

This document has been provided by Phillips, Hager & North Investment Management (PH&N IM) for information purposes only and may not be reproduced, distributed or published without the written consent of PH&N IM. It is not intended to provide professional advice and should not be relied upon in that regard.

PH&N IM takes reasonable steps to provide up-to-date, accurate and reliable information, and believes the information to be so when printed. Information obtained from third parties is believed to be reliable, but no representation or warranty, express or implied, is made by PH&N IM, its affiliates or any other person as to its accuracy, completeness or correctness. We assume no responsibility for any errors or omissions. The views and opinions expressed herein are those of PH&N IM as of the publication date and are subject to change without notice. This information is not intended to be an offer or solicitation to buy or sell securities or to participate in or subscribe for any service. No securities are being offered, except pursuant and subject to the respective offering documents and subscription materials, which shall be provided to qualified investors. This document is for general information only and is not, nor does it purport to be, a complete description of an investment in any RBC, PH&N or BlueBay funds. If there is an inconsistency between this document and the respective offering documents, the provisions of the respective offering documents shall prevail.

Commissions, trailing commissions, management fees and expenses all may be associated with the funds mentioned in this presentation. Please read the offering materials for a particular fund before investing. The performance data provided are historical returns, they are not intended to reflect future values of any of the funds or returns on investment in these funds mentioned in this presentation. Further, the performance data provided assumes reinvestment of distributions only and does not take into account sales, redemption, distribution or optional charges or income taxes payable by any unitholder that would have reduced returns. The unit values of non-money market funds change frequently. For money market funds, there can be no assurances that the fund will be able to maintain its net asset value per unit at a constant amount or that the full amount of your investment in the fund will be returned to you. Mutual fund securities are not guaranteed by the Canada Deposit Insurance Corporation or by any other government deposit insurer. Past performance may not be repeated.

The amount of risk associated with any particular investment depends largely on the investor's own circumstances. Investors should consult their professional advisors/consultants regarding the suitability of the investment solutions mentioned in this presentation.

This document may contain forward-looking statements about general economic factors which are not guarantees of future performance. Forward-looking statements involve inherent risk and uncertainties, so it is possible that predictions, forecasts, projections and other forward-looking statements will not be achieved. We caution you not to place undue reliance on these statements as a number of important factors could cause actual events or results to differ materially from those expressed or implied in any forward-looking statement. All opinions in forward-looking statements are subject to change without notice and are provided in good faith but without legal responsibility.

PH&N IM is a division of RBC Global Asset Management Inc. (RBC GAM Inc.). RBC GAM Inc. is the manager and principal portfolio adviser of the Phillips, Hager & North (PH&N) investment funds. RBC GAM Inc. is registered with the various securities commissions of Canada as a portfolio manager, which permits it to provide discretionary investment management services to its clients, and as an exempt market dealer which permits it to act as a dealer for prospectus exempt trades in certain circumstances. RBC GAM Inc. is also registered as an Investment Fund Manager in Ontario, British Columbia, Quebec and Newfoundland and Labrador and as a Commodity Trading Manager in Ontario.

Each of RBC GAM Inc. and BlueBay Asset Management LLP (BlueBay) is a wholly-owned subsidiary of Royal Bank of Canada, and an affiliated company and may be considered as related issuers and/or connected issuers under applicable securities legislation.

®/™ Trademark(s) of Royal Bank of Canada. Used under licence.

© RBC Global Asset Management Inc., 2015.

50

VANCOUVER
Waterfront Centre
20th Floor
200 Burrard Street
Vancouver, British Columbia
Canada V6C 3N5

CALGARY
Alberta Stock Exchange Tower
620 – 300 5th Ave S.W.
Calgary, Alberta
Canada T2P 3C4

TORONTO
155 Wellington St. West
22nd Floor
Toronto, Ontario
Canada M5V 3K7

MONTREAL
1 Place Ville Marie
6th Floor, North Wing
Montreal, Quebec
Canada H3B 1Z5



LAURENTIAN BANK
SECURITIES

ECONOMIC RESEARCH AND STRATEGY

SPRING 2015

2015 ECONOMIC AND FINANCIAL OUTLOOK

MFA 2015 Financial Forum

Luc Vallee | Chief Strategist

Sébastien Lavoie | Assistant Chief Economist

Eric Corbeil | Senior Economist

Indicators | Trends | Forecasts



@vmbleconomie

58

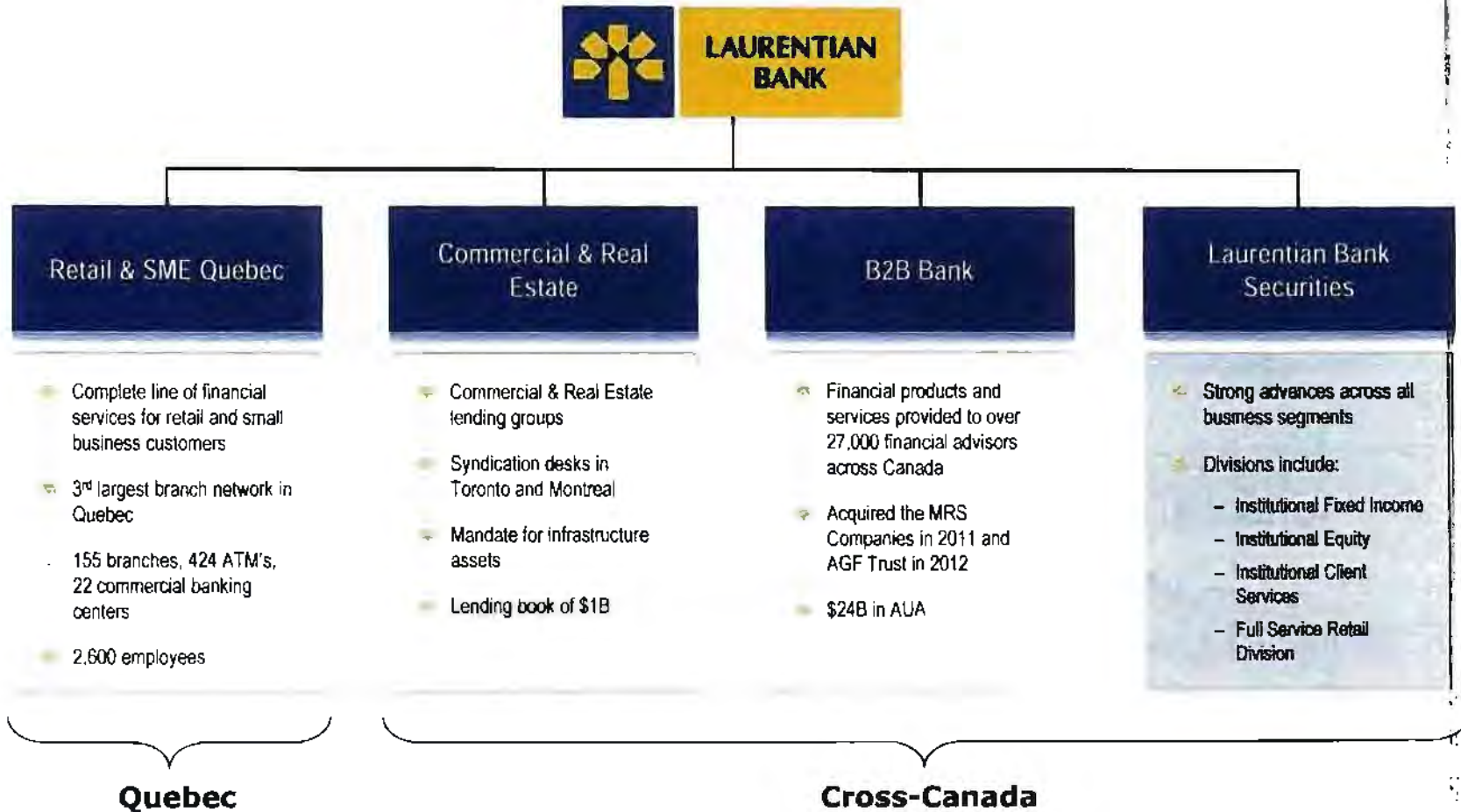
Laurentian Bank of Canada

General overview

- Established in 1846
- TSX-Listed (LB-T); \$1.4 billion market capitalization
- \$34.9 billion of assets as at October 31, 2014
- 36th largest bank among more than 8000 North American Banks
- 4,200 employees serving a diverse clientele through a network of 200 points of service across Canada
- A household name in Québec with a significant footprint elsewhere in Canada
 - 36% of total loans originating from outside of Québec

SA

Organizational Structure



60

Laurentian Bank Securities

Laurentian Bank Securities is a full service institutional securities and investment banking firm serving Canadian small capitalization issuers.

Institutional - Fixed Income

- Competitive market making and account coverage in Canadian fixed income securities
- Underwriting of fixed income securities for the borrowing programs of government and corporate issuers
- Highly-rated economics research department providing insights into both the domestic and U.S. economies

Institutional - Equity

- Equity capital markets and advisory services to Canadian small capitalization issuers
- Research-driven approach to traditional growth sectors of the Canadian economy
- Dedicated sales and trading coverage of small cap market participants
- Investment banking team with extensive transactional background

Retail Brokerage & Wealth Management

- Full service and discount brokerage operations providing private clients with a complete range of financial products and services
- 85+ retail advisors in 14 branches
- \$2.2B in assets under management
- AUM retention rate > 100%

Fixed Income Group

DEBT CAPITAL MARKETS FIXED INCOME

We take pride in our comprehensive approach and provide award winning service to our clients.

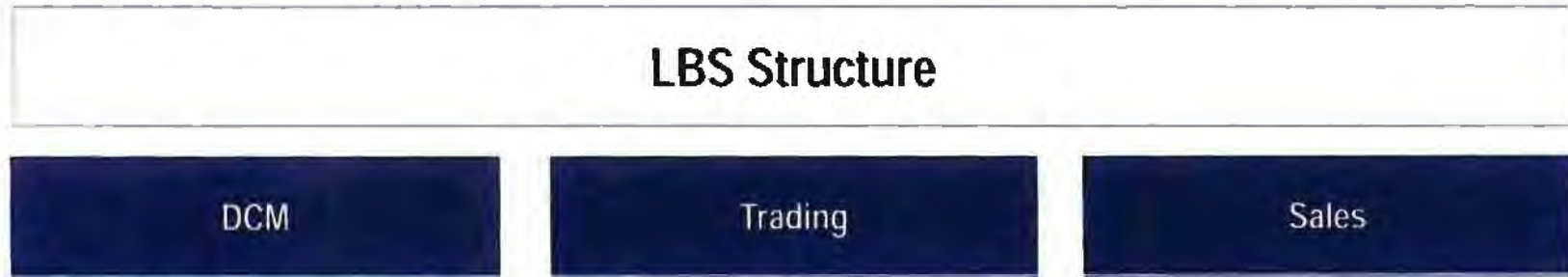
- We provide an integrated, multi-product approach delivering the capabilities of a leading investment bank with the responsiveness of a boutique shop
- Expertise in origination and distribution across North America
- Dedicated team of professionals providing sales and trading services to help provide access to primary/secondary fixed income markets



62

Fixed Income Group

DEBT CAPITAL MARKETS FIXED INCOME



- Specialties:
 - Government Finance
 - Corporates
 - Financials
 - ABS
 - Structured Products
 - CMBS/IO
 - NHA MBS

- Specialties:
 - GOCs
 - Crowns
 - FRNs
 - Provincials
 - Corporates
 - Repo
 - NHA MBS
 - RRBs

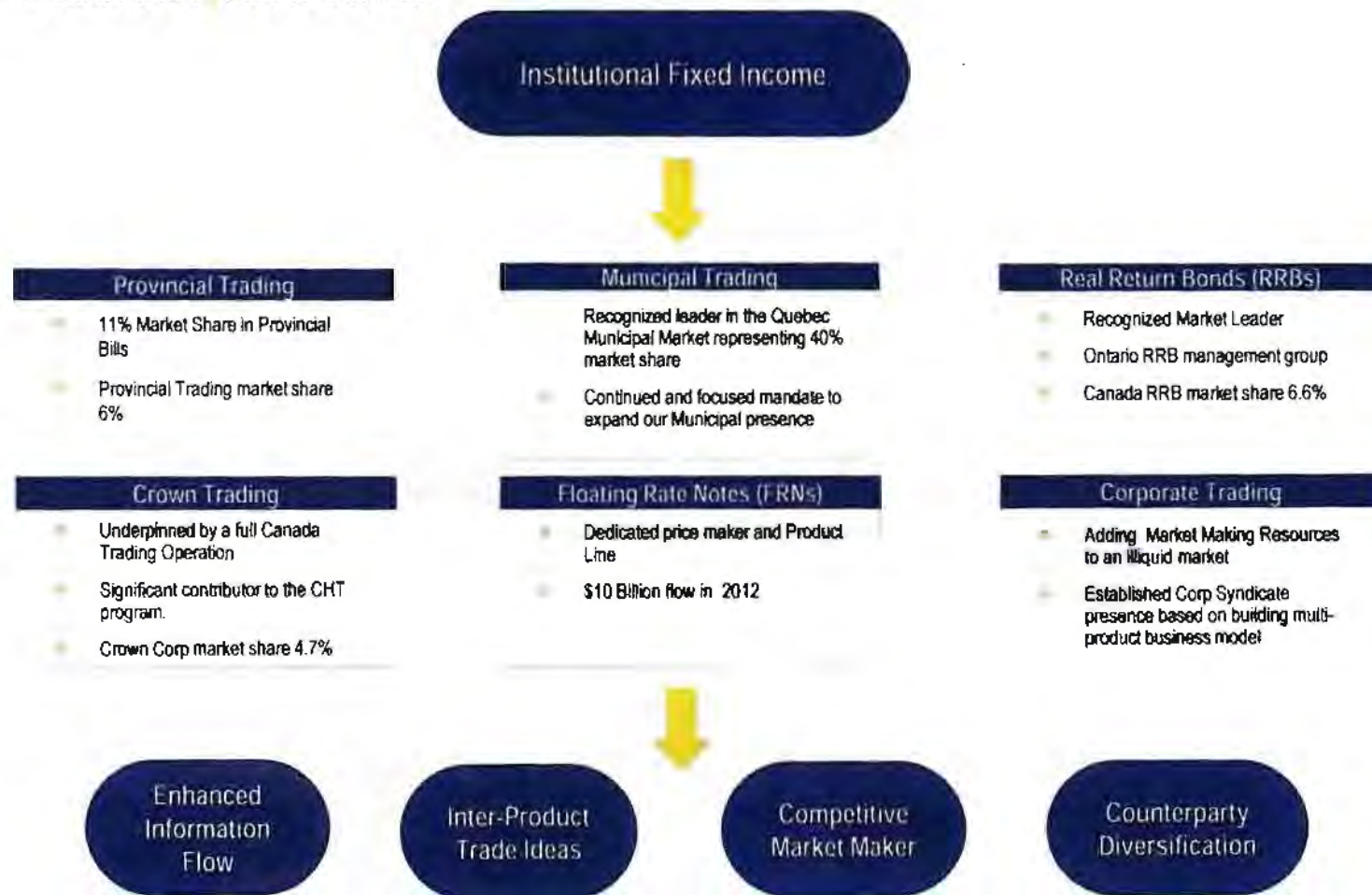
- Specialties:
 - Domestically focused
 - Relative- value oriented trade ideas
 - Client oriented approach
 - Alternative to majors

Pan-Canada

63

Fixed Income Group | Value Added Presence

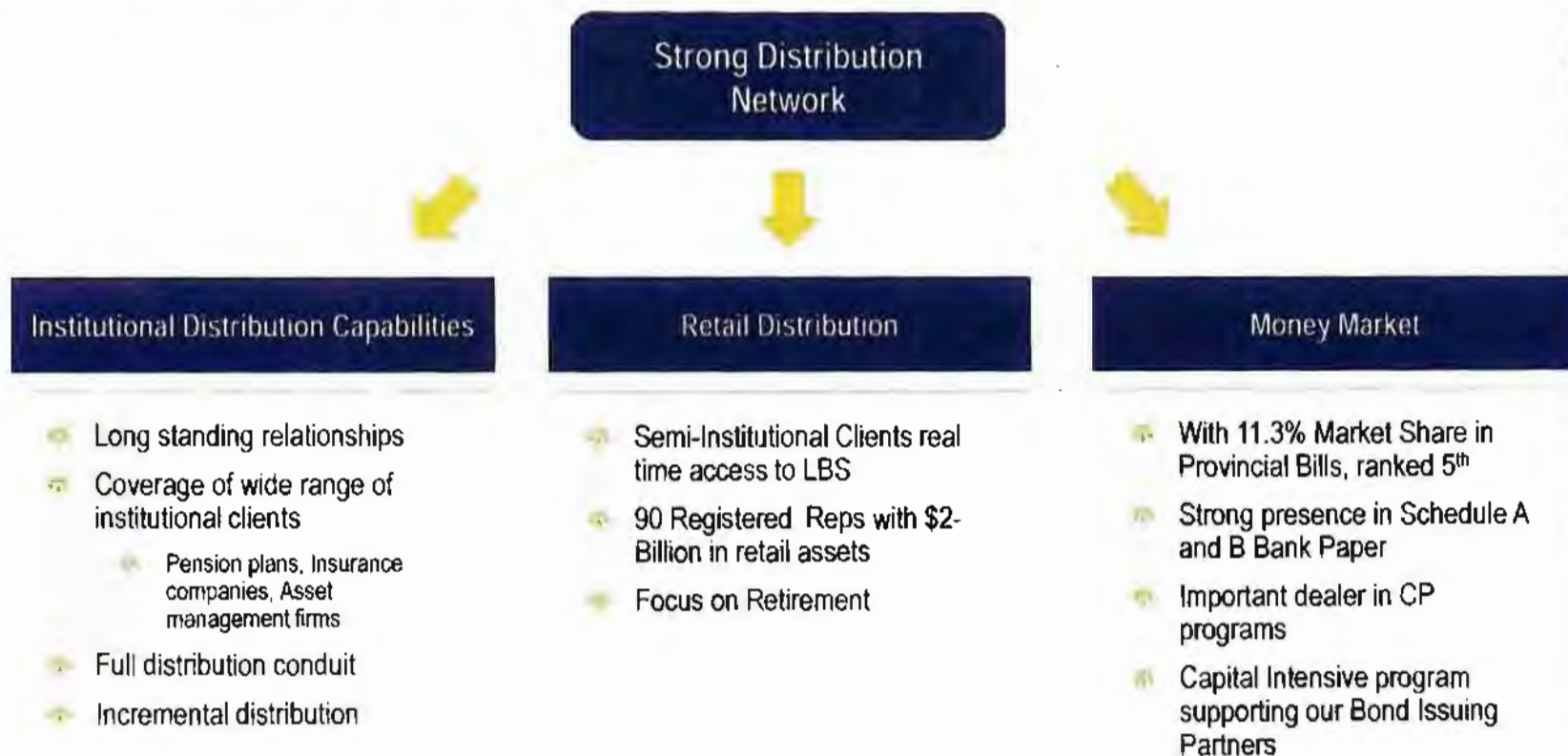
DEBT CAPITAL MARKETS | FIXED INCOME



121

Established Distribution Pipeline

DEBT CAPITAL MARKETS | FIXED INCOME



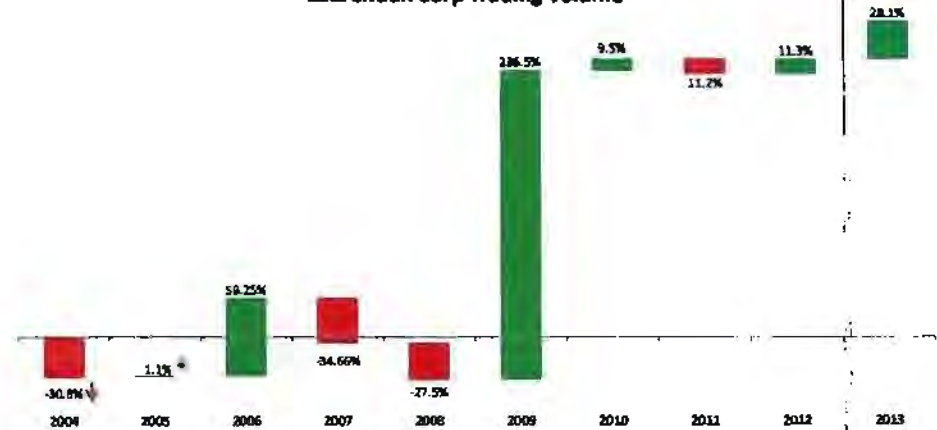
55

Laurentian Trading Volumes

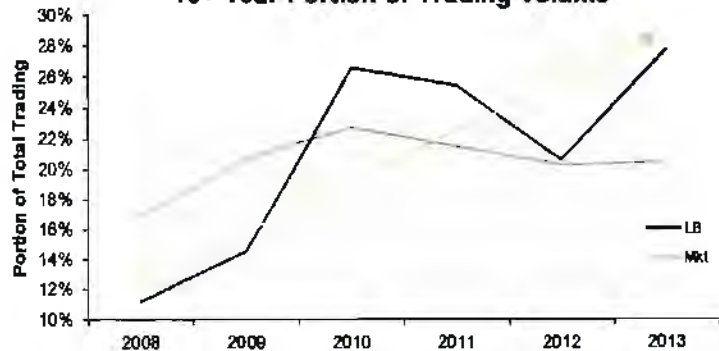
DEBT CAPITAL MARKETS | FIXED INCOME

- Laurentian has made a strong commitment to corporate market making
- Long corporate bonds are a higher risk and less liquid market than shorter maturity bonds, and Laurentian has consistently focused on providing liquidity in the long end

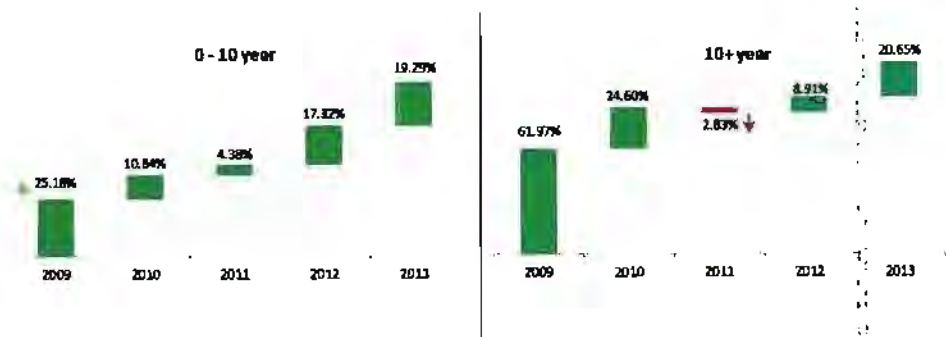
Laurentian Corp Trading Volume



10+ Year Portion of Trading Volume



Market Corp Bond Trading Volume




100

Fixed Income Highlights

DEBT CAPITAL MARKETS | FIXED INCOME

Recent Highlights

- Sole Lead Positions
 - Vancity (FRN)
 - Western Bank of Canada (Inaugural Senior Deposit Note Lead Manager, alongside RBC)
 - Hydro One (FRN)
- Co-Lead Positions
 - Province of Quebec
 - MFABC
- Valued member of many bank bond, preferred, and equity syndicates



61

We provide our expertise across Canada, and have positioned ourselves as one of the leading service providers in the industry.

Fixed Income Clientele

DEBT CAPITAL MARKETS FIXED INCOME

- Government Clients (Federal & Provincial)

| | | | | | |
|--|---|--|---|---|---|
|  Province of Ontario |  Province of Quebec |  Province of British Columbia |  Province of Alberta |  Province of Saskatchewan |  Province of Manitoba |
|  Province of Nova Scotia |  Province of Newfoundland |  Province of New Brunswick |  Canadian Housing Trust (CHT) |  Government of Canada (GOC) | |

LB

Fixed Income Clientele

DEBT CAPITAL MARKETS FIXED INCOME

- Municipal



- LBS: Third Largest Underwriter of Municipal Bonds in Quebec in 2014

69

Fixed Income Clientele

DEBT CAPITAL MARKETS | FIXED INCOME


- Corporate Clients

| | | | | | |
|---|--|--|--|--|---|
|  <p>TELUS</p> |  <p>Videotron</p> |  <p>Quebecor</p> |  <p>Gaz Metro</p> |  <p>PSP Capital Inc.</p> | <p>Caisse de dépôt et placement du Québec</p> |
|  <p>Inter-pipeline Corridor</p> |  <p>Ontario Power Generation</p> |  <p>OMERS</p> |  <p>Reliance LP</p> |  <p>TMX Group</p> |  <p>Manulife</p> |
|  <p>IMC</p> |  <p>First National Financial</p> |  <p>Equitable Group</p> |  <p>CMLS Financial</p> |  <p>Muskat Falls, Labrador Island Link Funding Trust</p> |  <p>Maritime Link Financing Trust</p> |

70


Publication | Resources

Provincial Trading Summary



- Issued once per quarter
- Provides a clear/concise overview of each province and its relative value in comparison to other issuers
- Provides unique insight on forward looking trading opportunities

Corporate Bond Report



- Issued weekly
- Provides insight to weekly corporate issuance and YTD information regarding sector specific details

The Monitor | Economic Update



- Economic review publication
- Provides insight on key macro economic activities in the market

Other Capital Market Publications



- Allows clients to understand the impact of major economic events on fixed income/equity markets

71



BC Has Multiple Assets and is Very Diversified Diversification: The Only Free Lunch

- Educated work force
- Natural resources
- Political stability
- Balanced budget
- Growing population
- Favorable landscape and geography

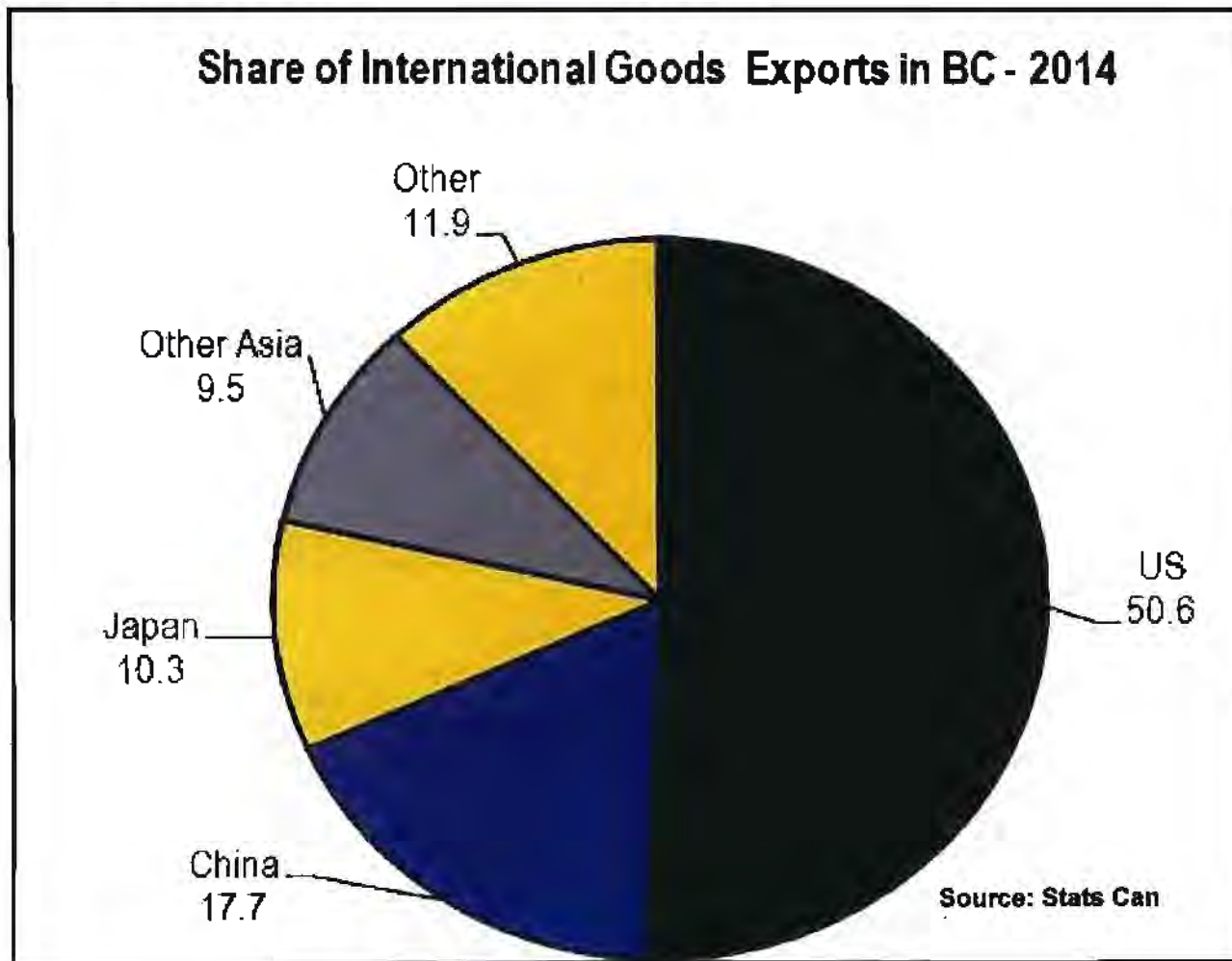
British Columbia's unique intangible asset: **diversification**

- Diversified economy
- Diversified natural resources
- Diversified export markets
- Diversified population

Diversification reduces risks and enhances returns
And thus maximises growth

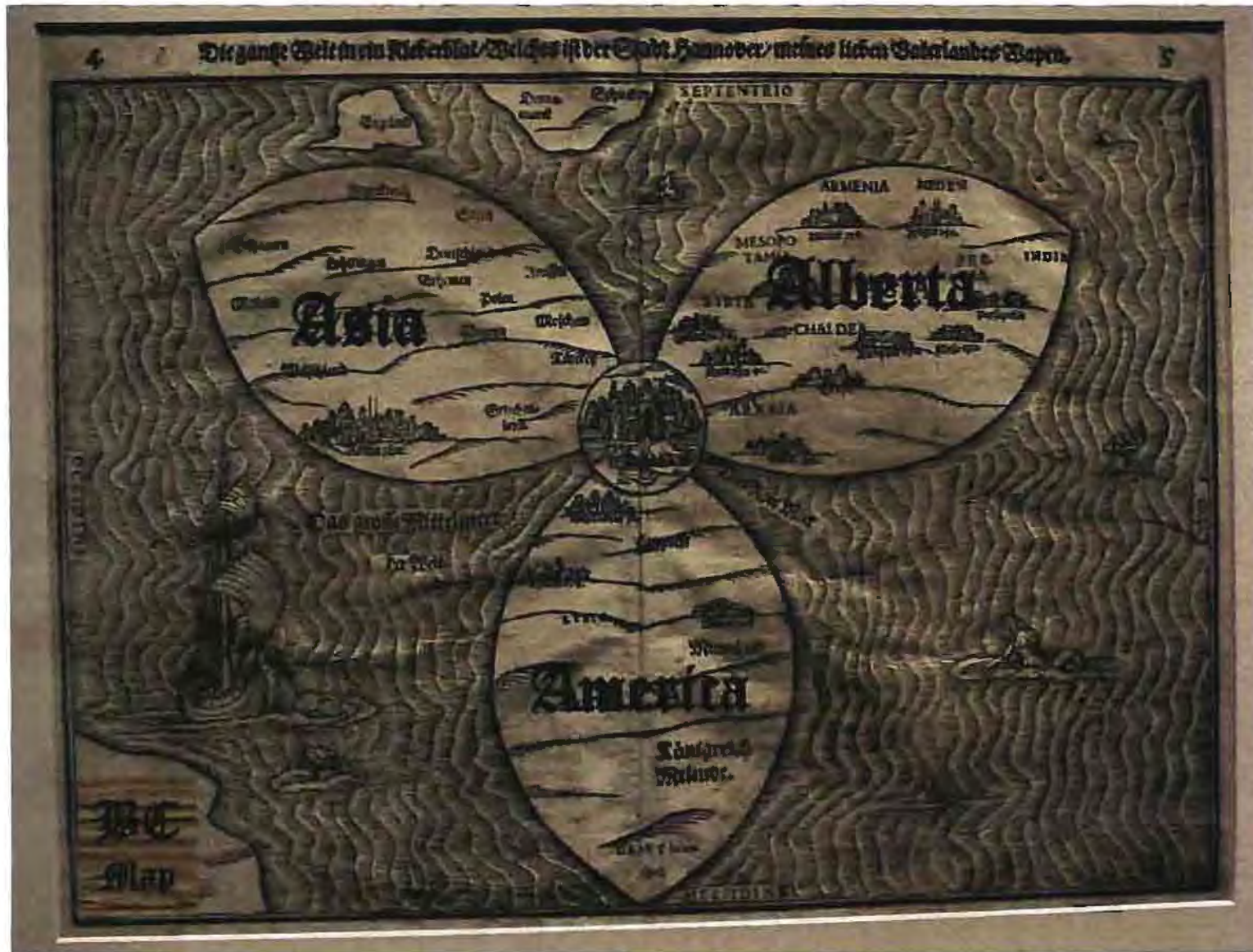
BC Is Very Well Positioned To Reap The Benefits Of Globalisation

Diversified Export Markets





British Columbia's Unique Global Position



74



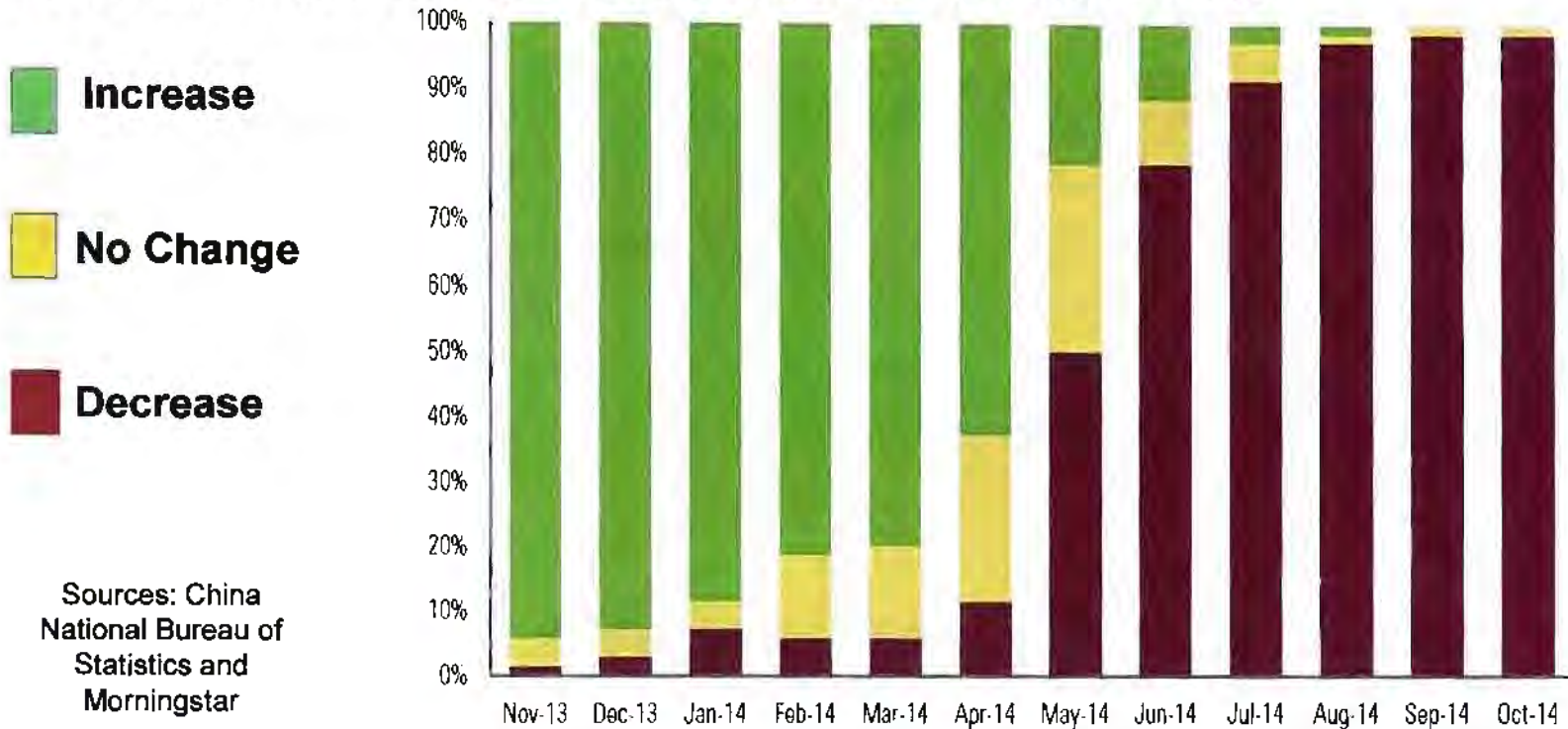
Is China's Slowdown a Threat To BRITISH COLUMBIA ?



15

China's Residential Market under Pressure A Rapid Reversal Within 12 months

New-Home Prices Versus Previous Month in 70 Chinese Cities



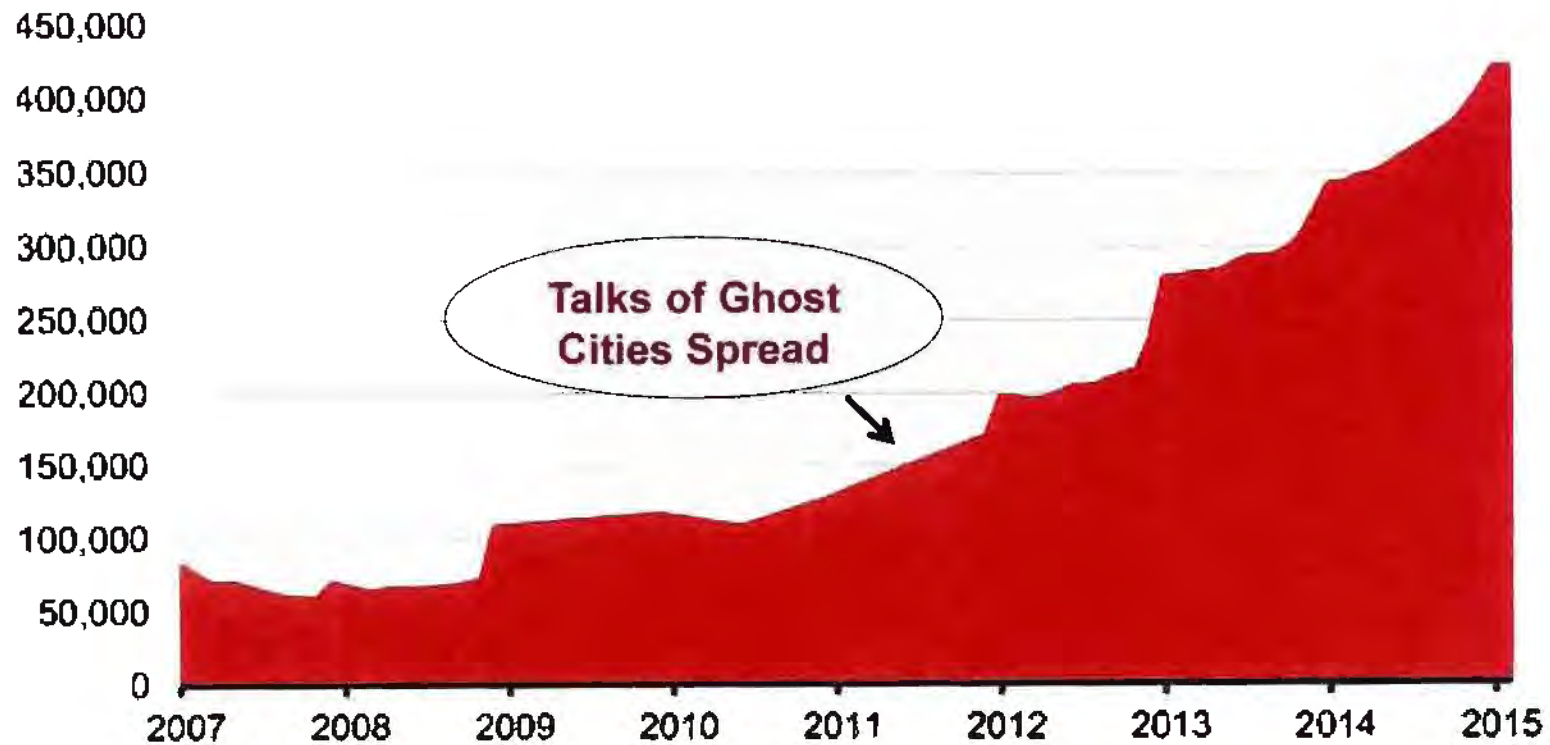
No Short-Term Solution: Policy-makers want to stimulate private consumption and entrepreneurship rather than real estate, infrastructure and public investment but it will take time!

76



Meanwhile ...

China's inventory of unsold housing continues to swell, in thousands of square meters.



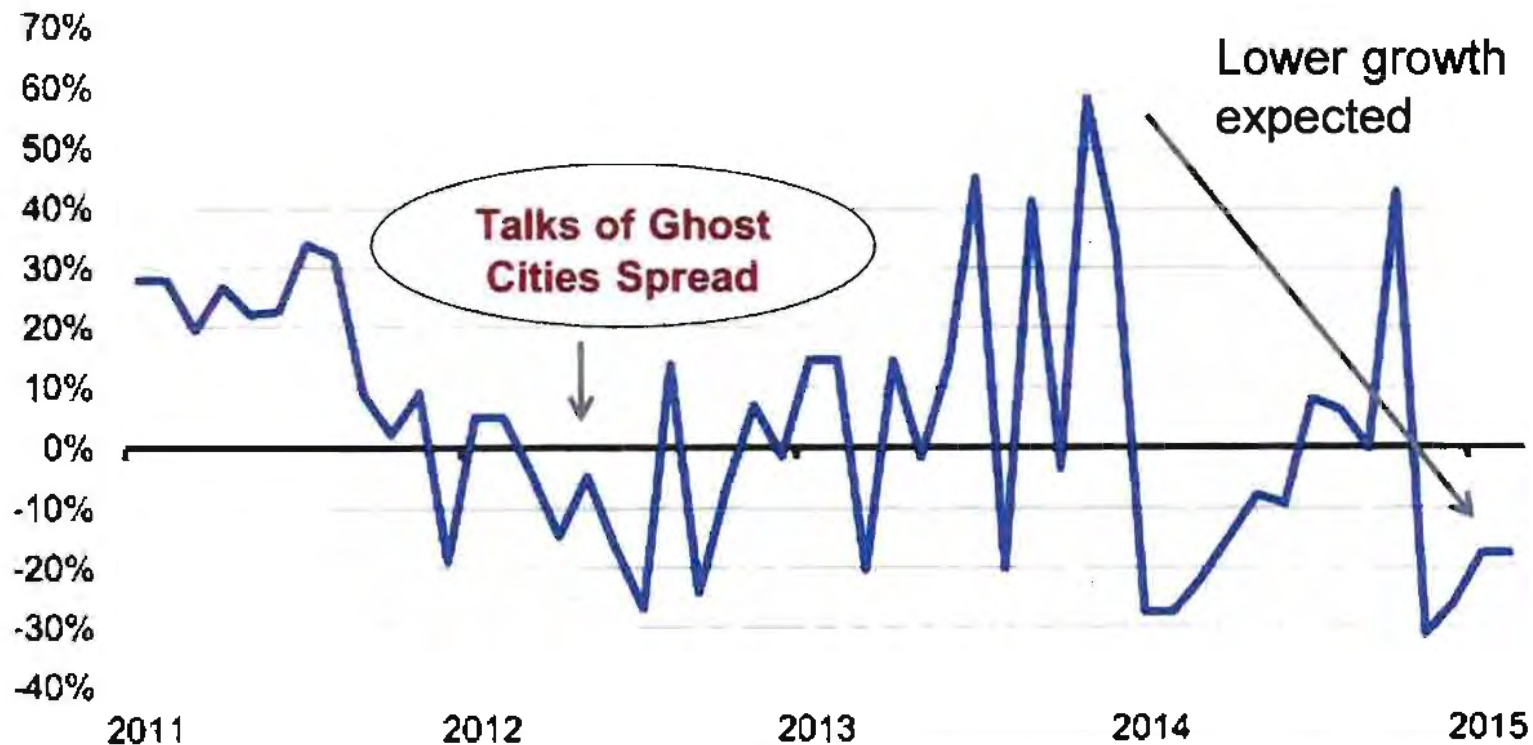
Source: CEIC, National Bureau of Statistics | WSJ.com

77

New Construction Is Thus Stalling ...

Building Pressure

China's new housing construction still shrinking, percentage change from year earlier



Source: CEIC, National Bureau of Statistics, WSJ.com

81

Consumer Spending Is Also Falling Corruption Crackdown Not Helping

Empty Shopping Carts

Sales growth for everyday consumer goods in China, from year earlier

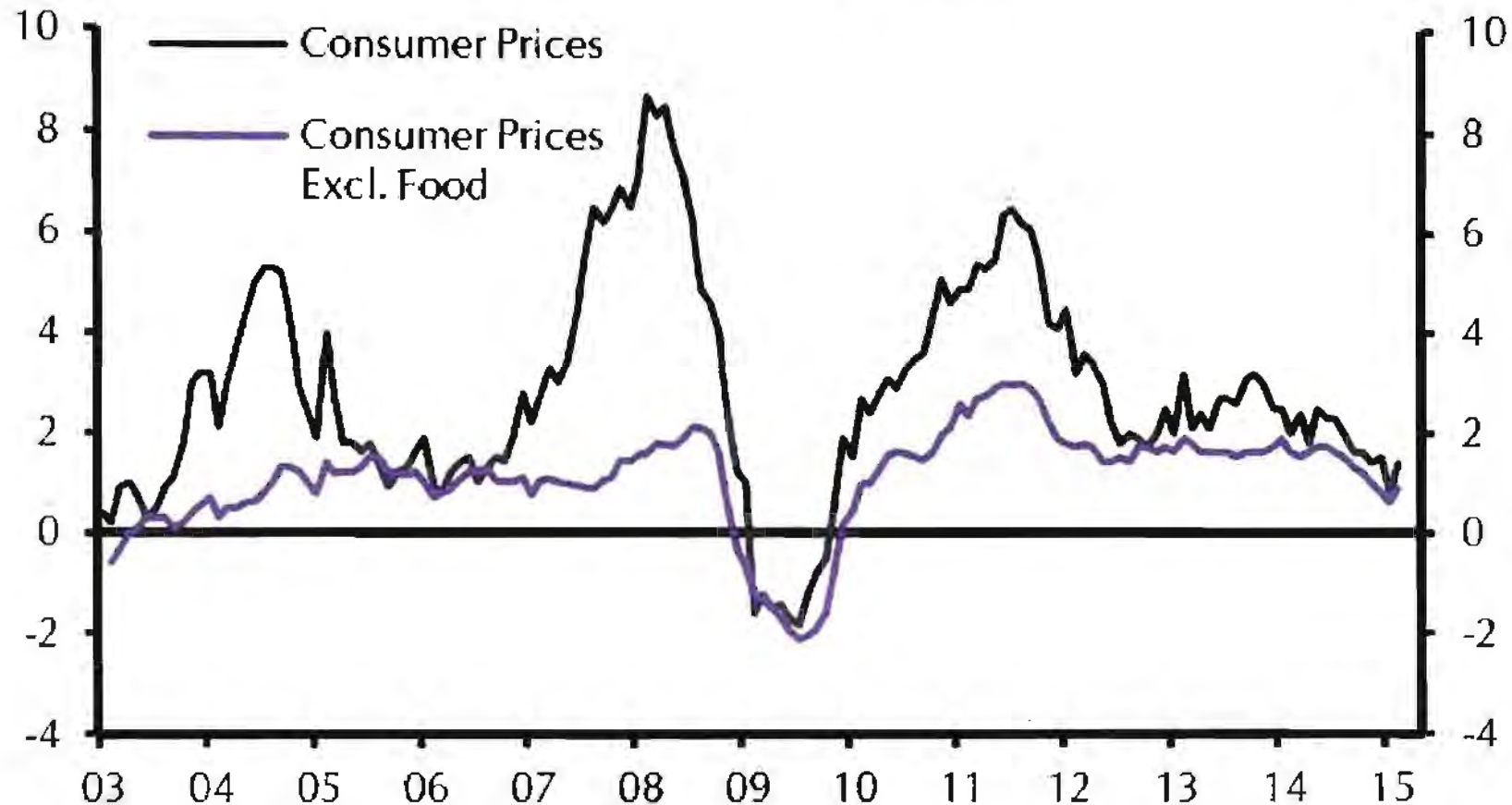


Source: Nielsen
The Wall Street Journal

79

And Fear of Deflation is Mounting!

Chinese Consumer Inflation YoY



Should We Be Worried?

88

Emerging Market Economies Increasing Presence Over the Last 50 Years

World in 1960



Source : www.worldmapper.org

Emerging Market Economies Increasing Presence Over the Last 50 Years

World in 2010

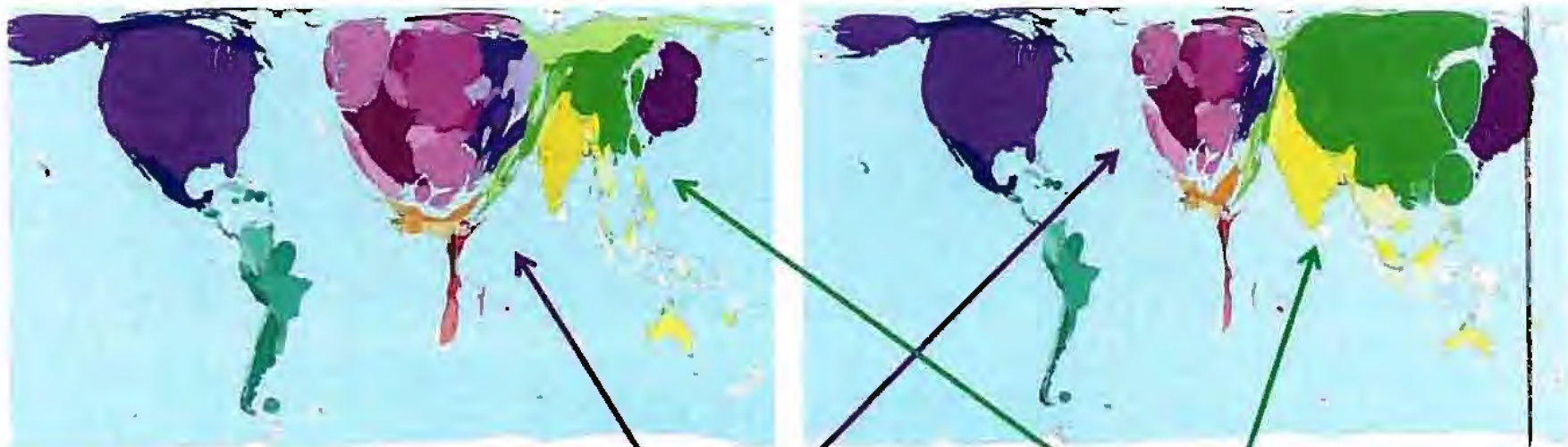


Source : www.worldmapper.org

Emerging Market Economies

Relative Importance Shifted Over Last 50 Years

World in 1960 versus 2010



Source : www.worldmapper.org

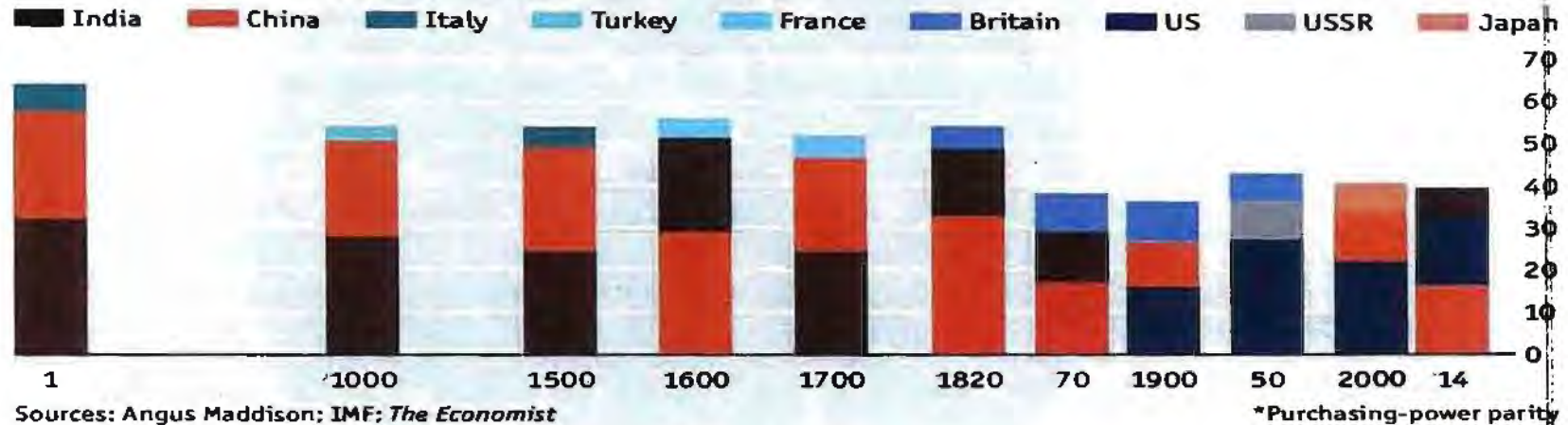
**Europe
Shrank**

**Asia
Grew**

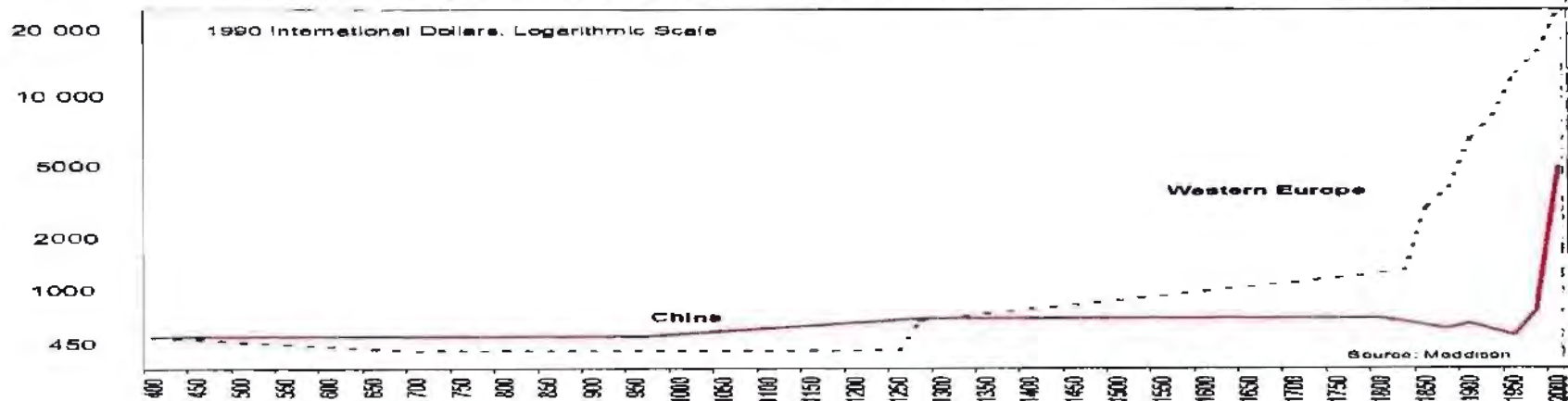
83

Back in Business Chindia On the Rise Again

World's biggest three economies, GDP at PPP* as % of world total
Historical output within the boundaries of modern countries



Comparative Levels of GDP Per Capita, China and Western Europe, 400-2000



rs

What About the Next 25, 40, 50 years? Global Production in 2010 was ...

... **US\$ 80 trillion**



This is not the moon



The relative
size of planet
in 1960

98

« If Xi's dream for China's emerging middle class – 300 million people expected to grow to 800 million by 2025 – is just like the American Dream (a big car, a big house and Big Macs for all) then we need another planet »

**- New York Times Columnist, Thomas Friedman
October 2012**

That may not be enough beyond 2025!

28

Even with realistic 3.5% real growth Global Production in 2060 ...



... Could Reach US\$ 450 trillion

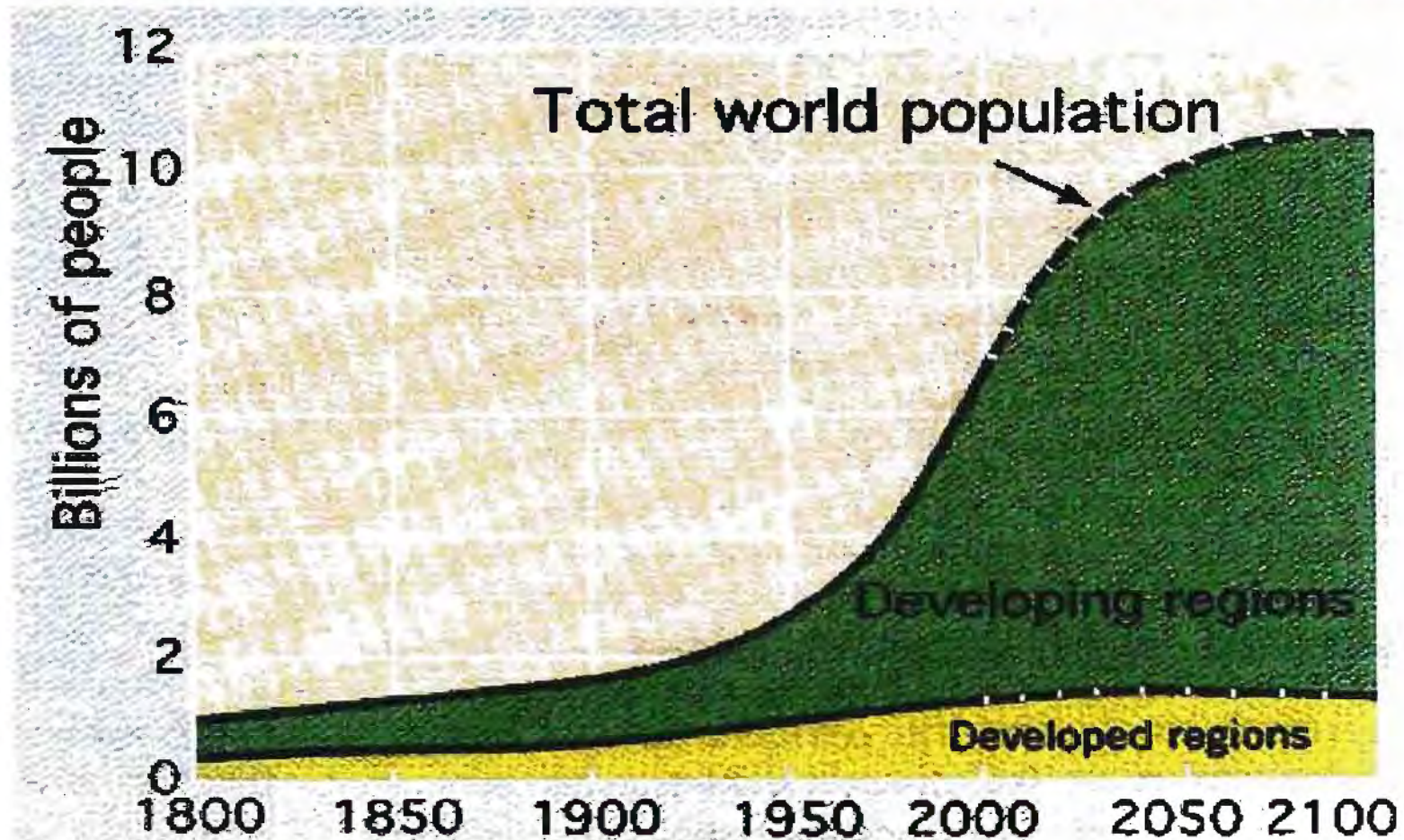
What Made This Possible? Two Essential Ingredients

Innovation and Energy: Innovation has allowed us to harness energy at lower and lower costs and accumulate capital, itself fostering welfare and further promoting innovation: **Energy is the lifeblood of innovation!**



Urban Population in Emerging World From 3.5 Today to 7.0 billion in 2050

100 million new urban dwellers every year
While rural population remains stable at 3.5 billion



88

We Are Headed For a Crowded World and a Potentially More Polluted Planet

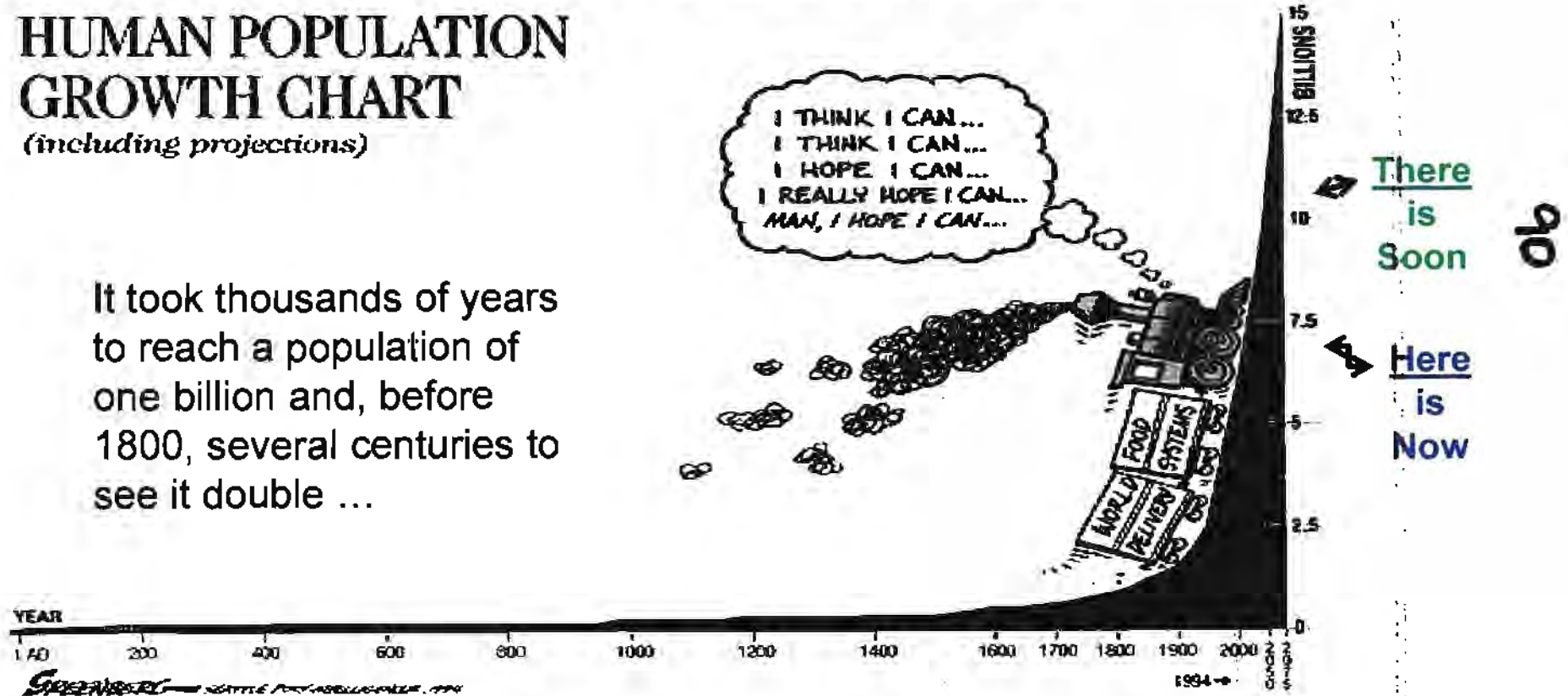
We don't know: We have never been Here and There before!

World population has increased about eight-fold since the industrial revolution and ... continues to climb.

HUMAN POPULATION GROWTH CHART

(including projections)

It took thousands of years to reach a population of one billion and, before 1800, several centuries to see it double ...



Possible?

Maybe but many are asking if it is ...

Plausible? = ?

Imaginable? = ?

Sustainable? = ?

Desirable? = ?

Avoidable? = No

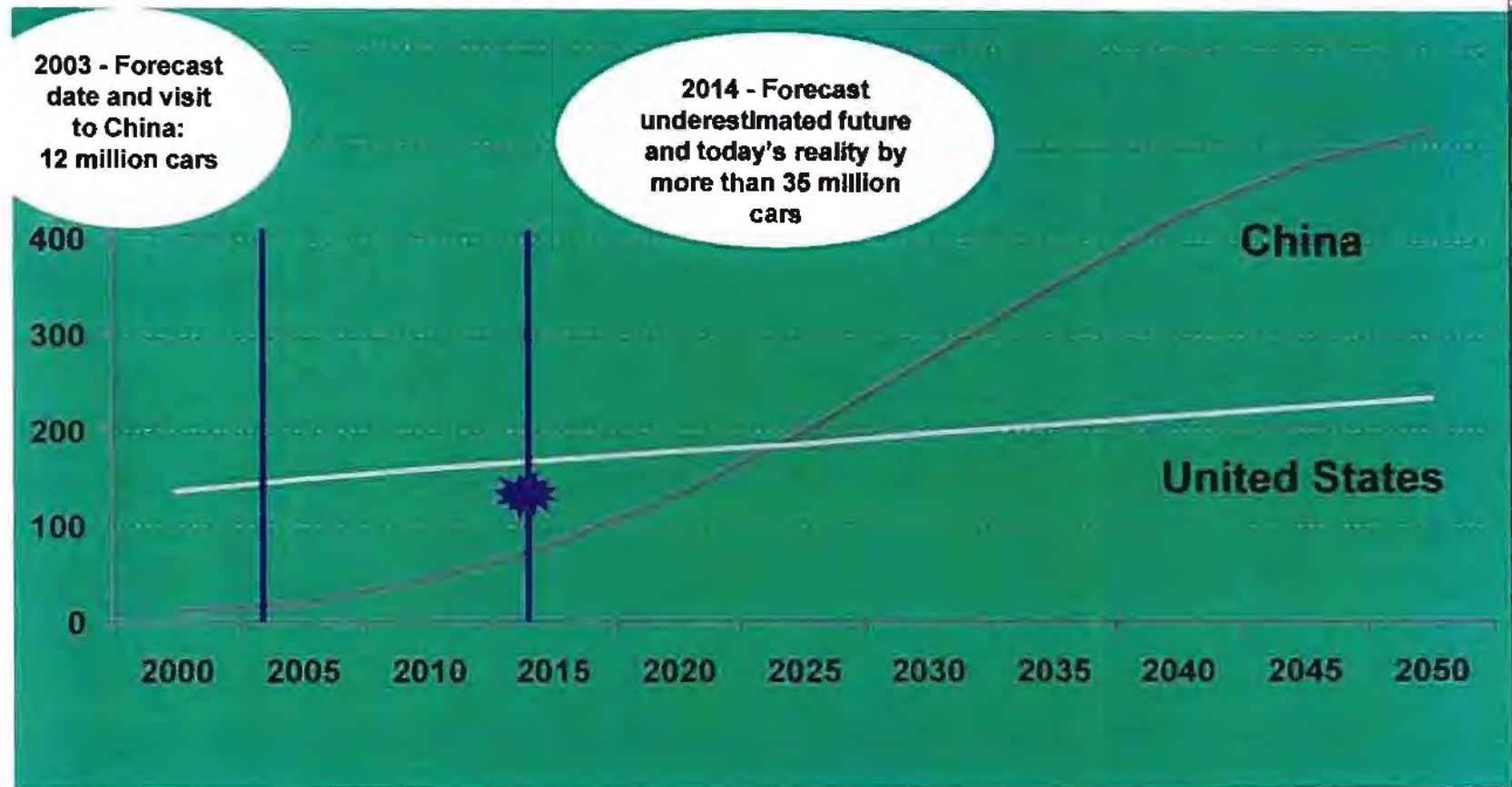
The Only
Relevant
Question



Are We Prepared?

Where Will Growth Likely Take Place? In Emerging Markets

Number of car owners - China versus USA (in millions)

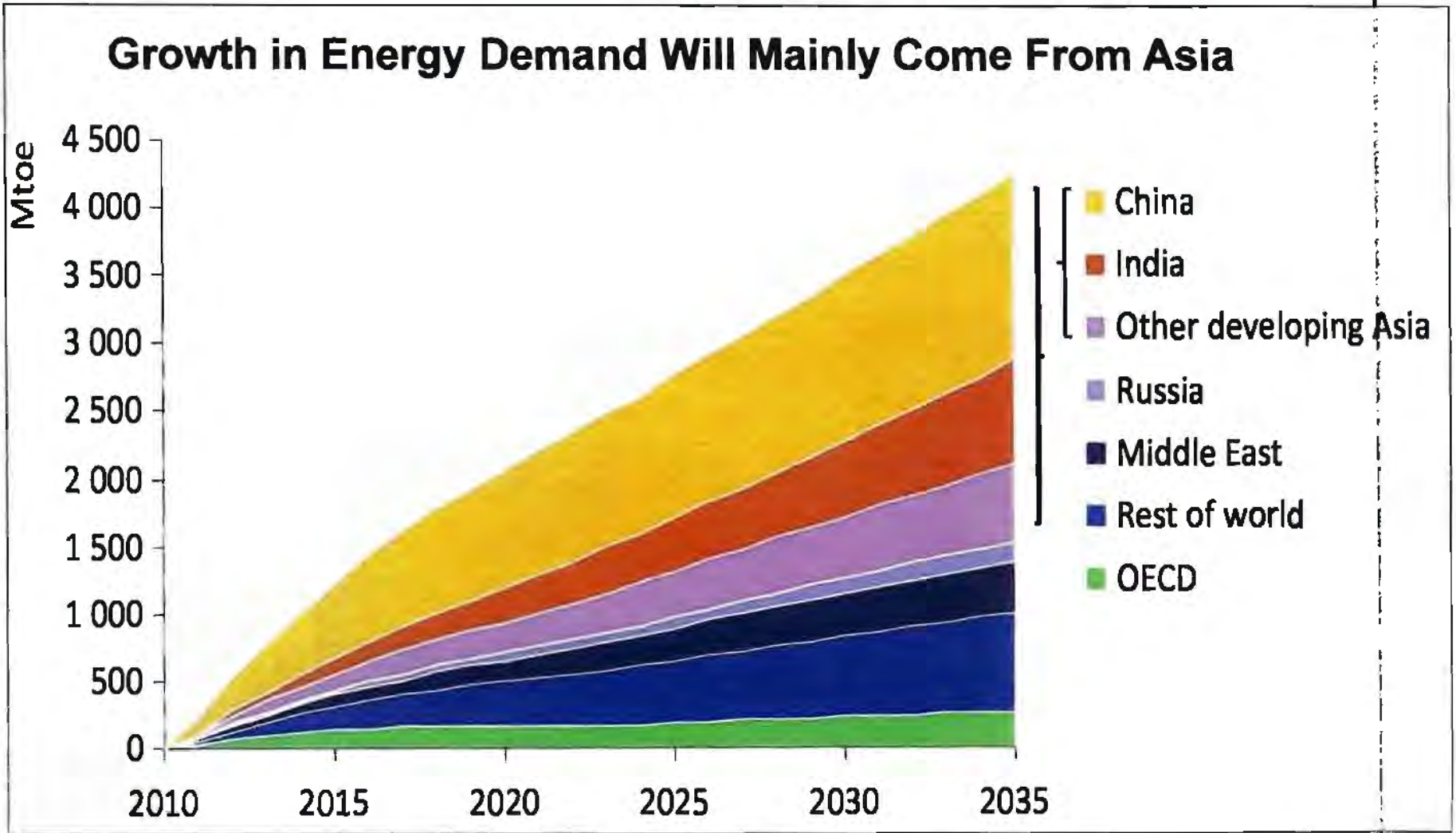


The number of vehicles in China reached 240 million in 2014 (120 million passenger cars) versus 256 million in the US in 2012. More than 15 million new cars were sold last year (more than the entire car population in 2000). Sales of new vehicles are forecast to surpass 20 million (16.8 passenger cars) in 2015. - China's Ministry of Public Security website

Sources: Goldman Sachs, early 2000s forecast

eb

Over the Next 20 Years Energy Demand Growth Will be Staggering



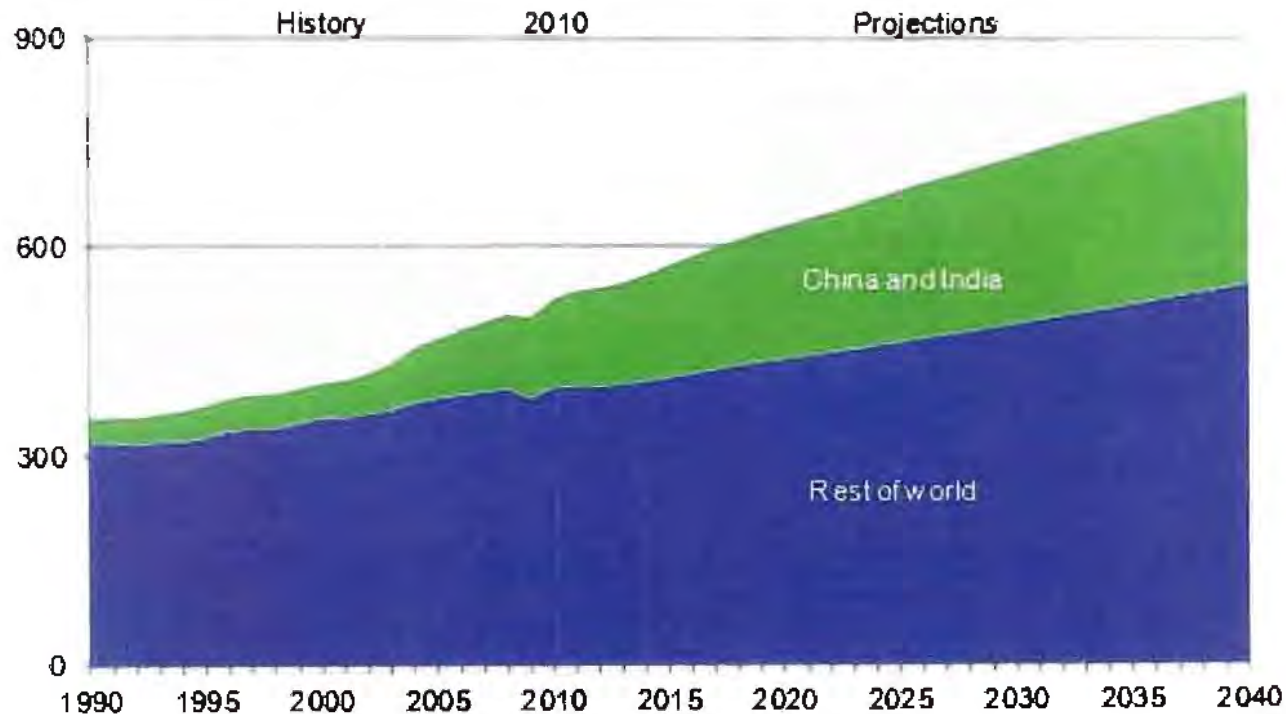
Sources: OECD, IEA, 2011

93

Global Energy Demand Growth < 1.5% China's and India's > 2.5%

From 2010 to 2040 Global Energy Consumption increases by 50%
While China's and India's more than doubles (3 times ROW = 35%)

world energy consumption
qua drillion Btu



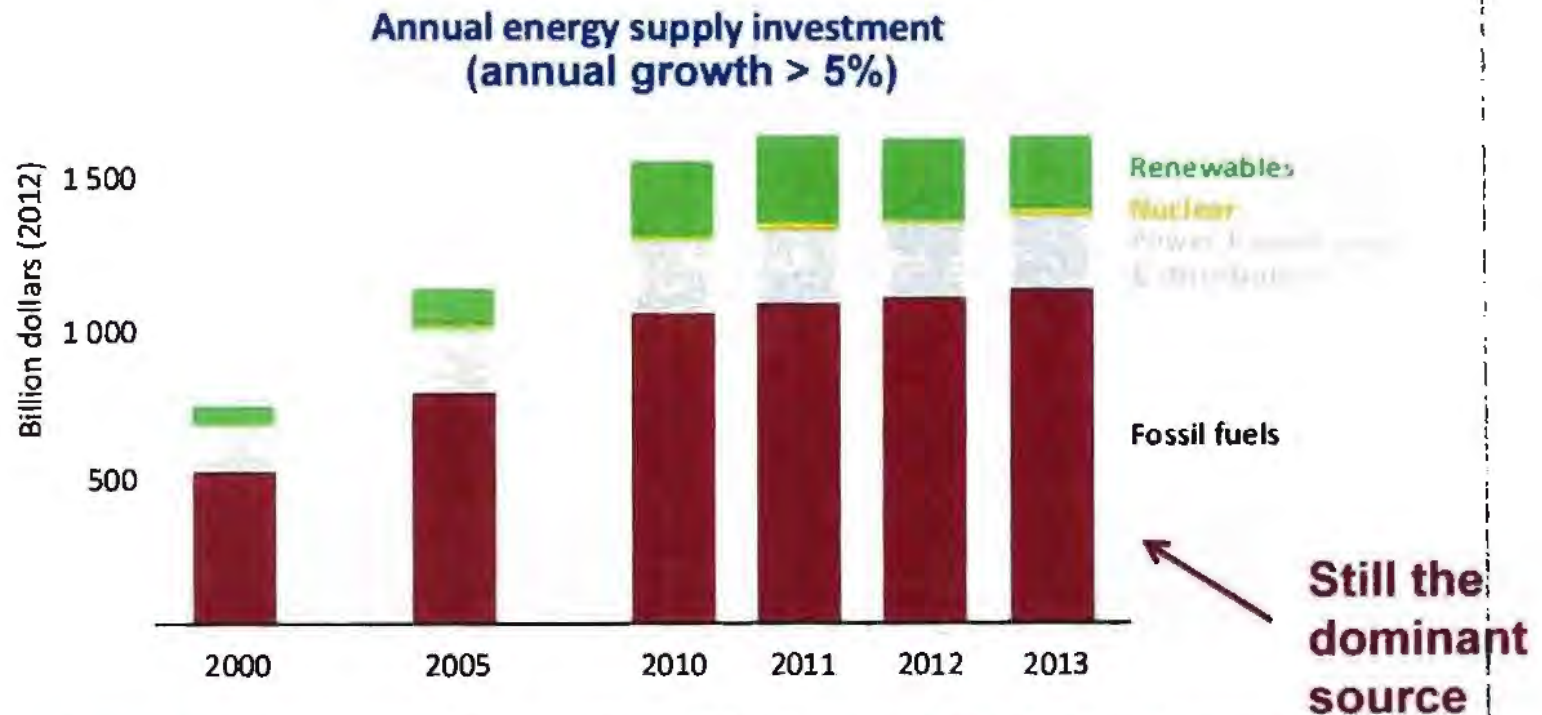
Source: EIA, International Energy Outlook 2013

hb

What Did We Accomplished Recently?

Energy Investments More Than Doubled Since 2000

Energy investments today: Huge but is it sufficient?



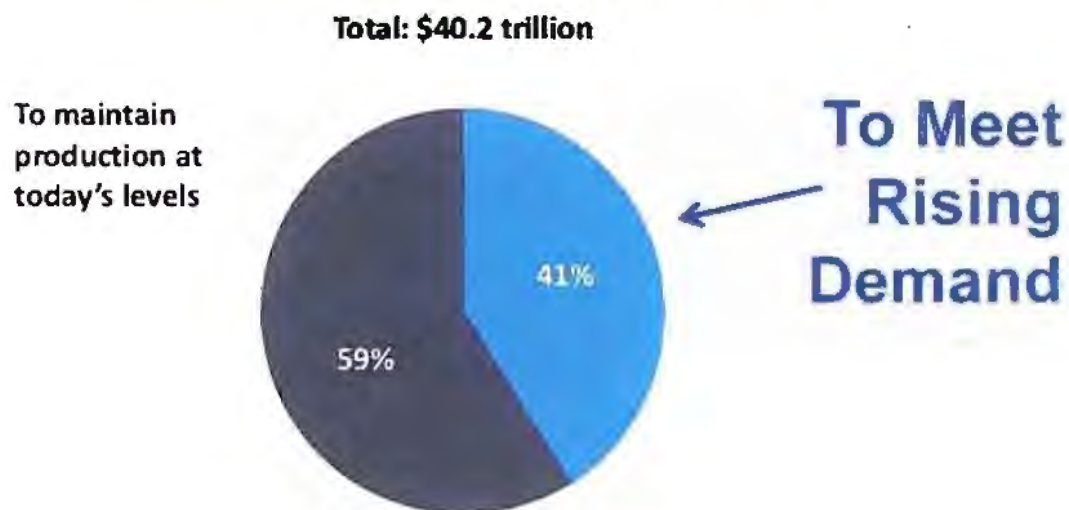
Investment in renewables rose from \$60 billion in 2000 to a high point approaching \$300 billion in 2011, before falling back since

Sources: OECD, World Energy Outlook, IEA, 2014

Even More Investments Will Be Required According to the International Energy Agency

Almost \$2 000 billion annually for next 20 years
Mainly to offset oil & gas output decline
Mainly to satisfy growing demand in Asia

Investment in energy supply, 2014-2035



*Over 80% of upstream oil & gas investment offsets output declines at today's fields:
one-third of power generation investment is to replace plants that retire*

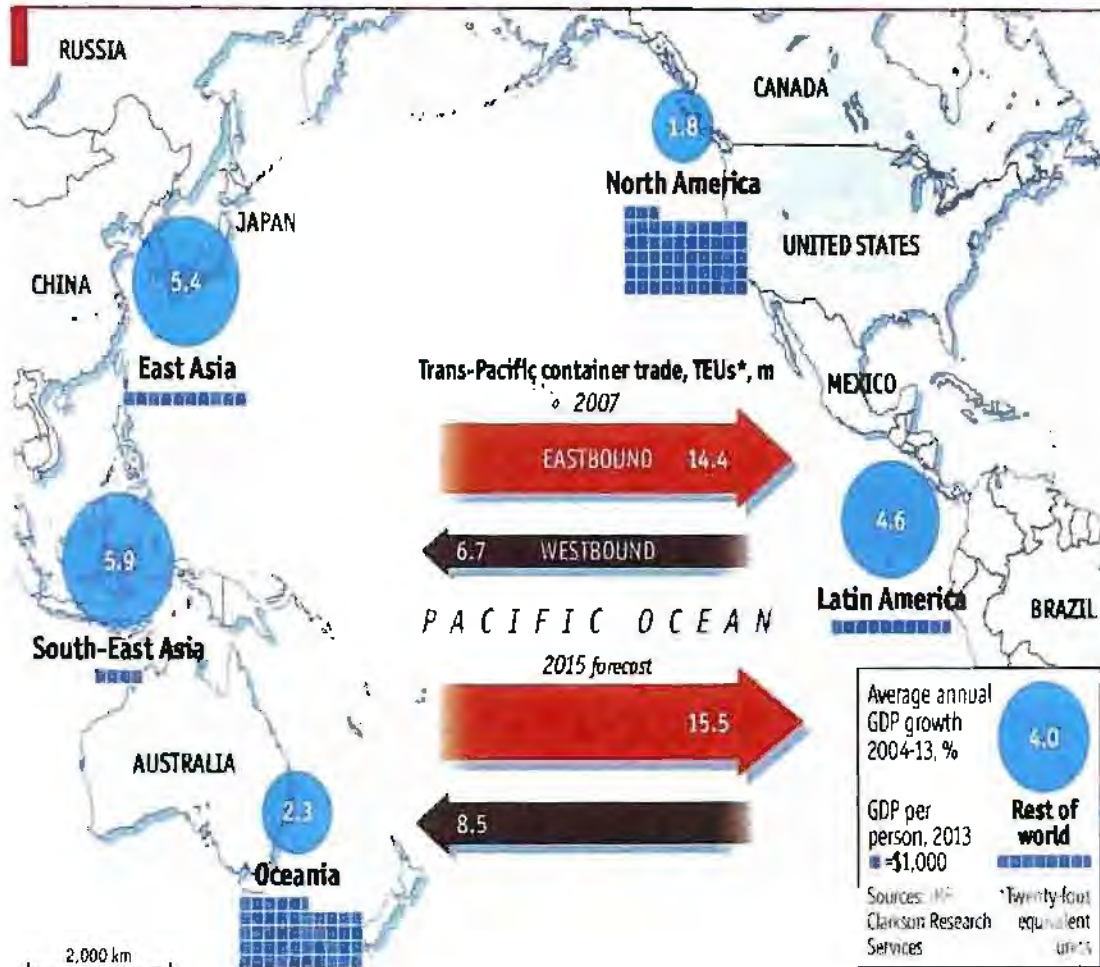
Sources: OECD, World Energy Outlook, IEA, 2014

96



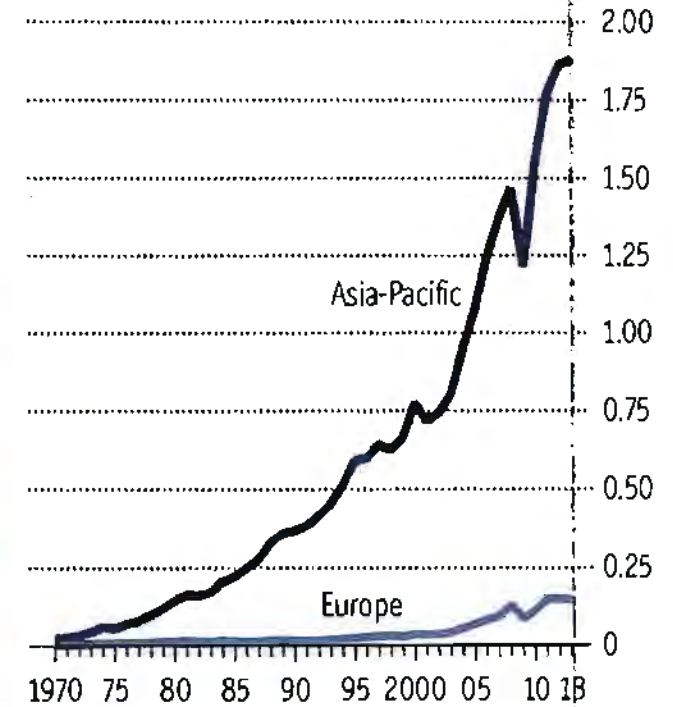
Trade Between Asia and America Booming

Europe: Even Lesser Part of the Equation Going Forward



Continental drift

Two-way merchandise trade between the Americas and:



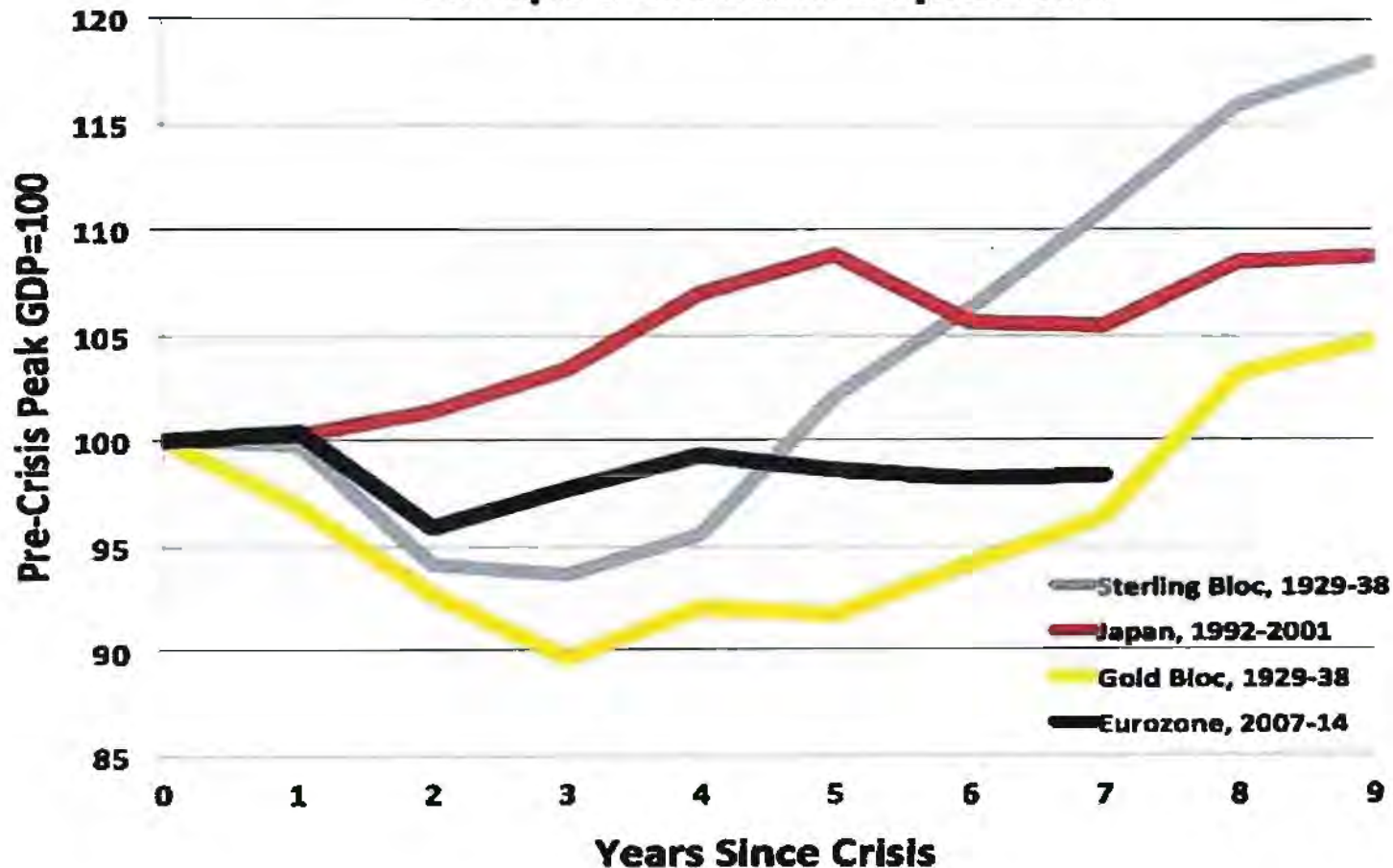
Source: IMF

97

Not Surprising As Meanwhile Back East Europe is Struggling Like Never Before

Worse Than the Great Depression? Could Be if Stubbornness Persists

Europe's Greatest Depression



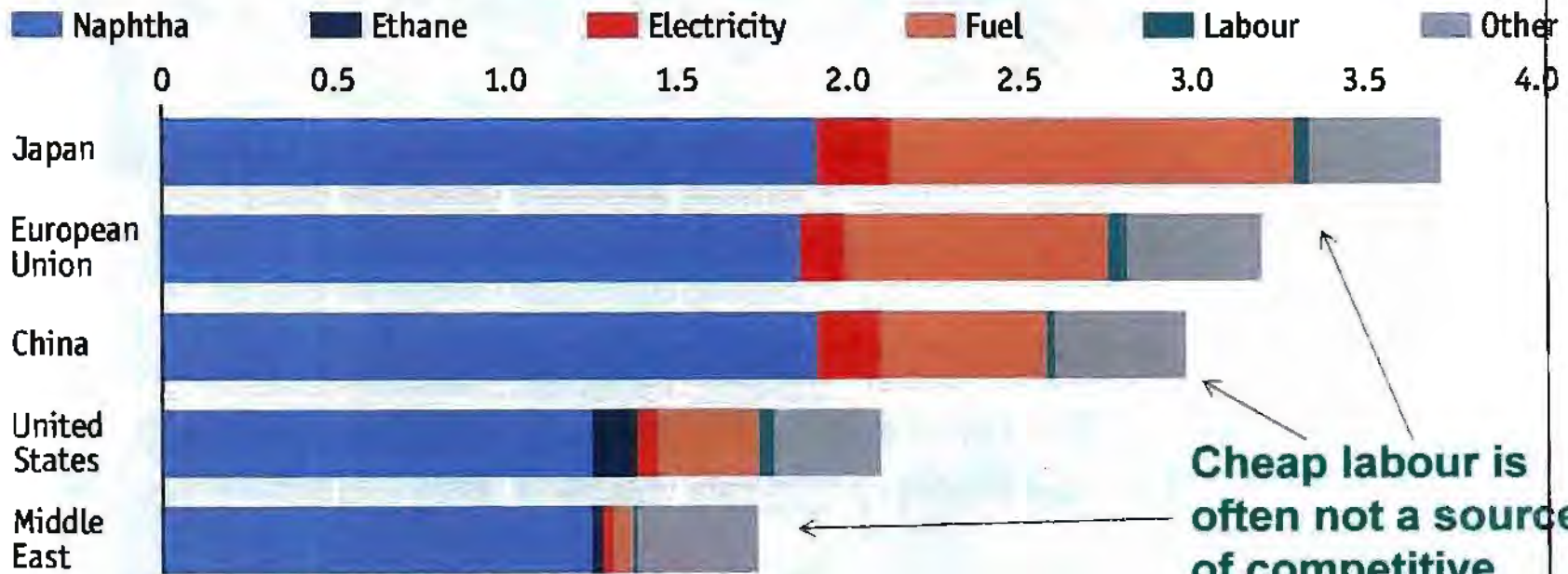
8b

Not Only Because Labour is Cheaper in Asia The Dynamism of the Economy Also Plays a Role

The Diminished Role of Labour Even in the Production of Low Tech Goods

The price of making a plastic bottle

Estimated unit cost, 2013, \$ cents



Source: IEA World Energy Outlook 2014

Cheap labour is often not a source of competitive advantage

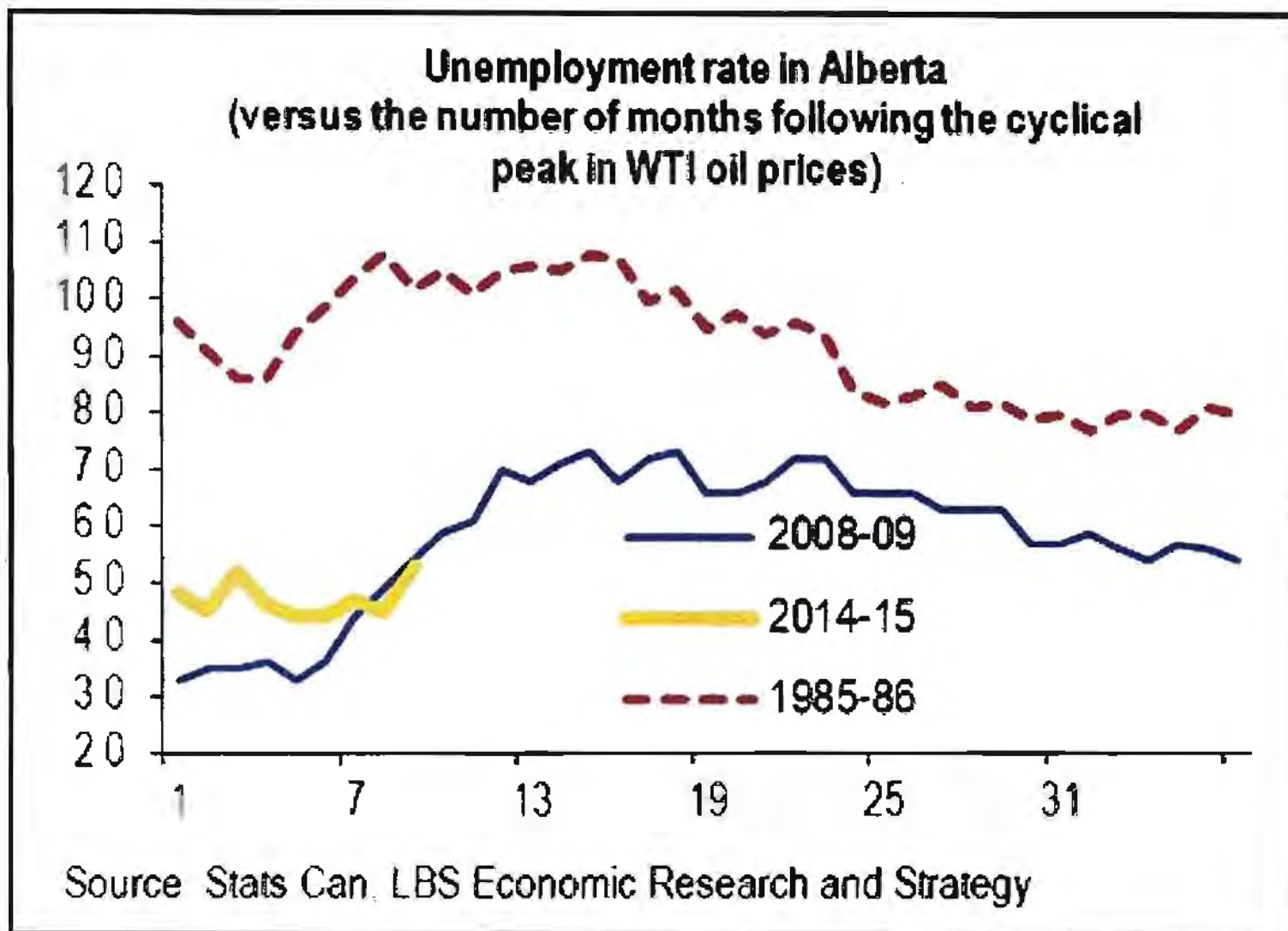
Is Alberta's Oil Crisis a Threat To BRITISH COLUMBIA ?



100

A Storm Seems to Have Hit in Alberta

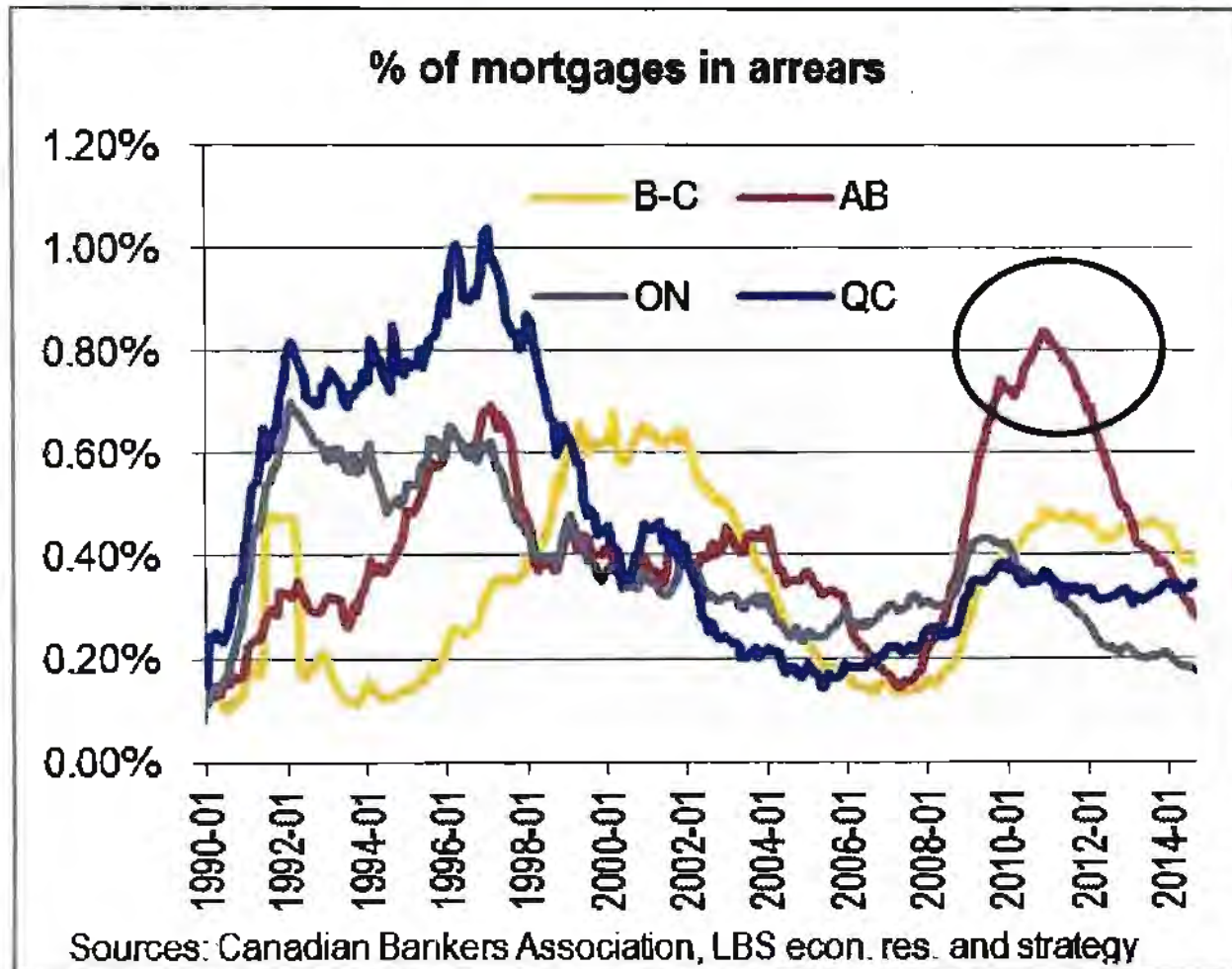
Unemployment Up, Housing Down, Fiscal Deficit in Sight



101

Expected Underperformance in 2015 Inevitable Comparisons with 2008-09

But it's much too early yet to tell the extent of the damage



102

And Quebec and Ontario Are Not Really Picking up the Slack

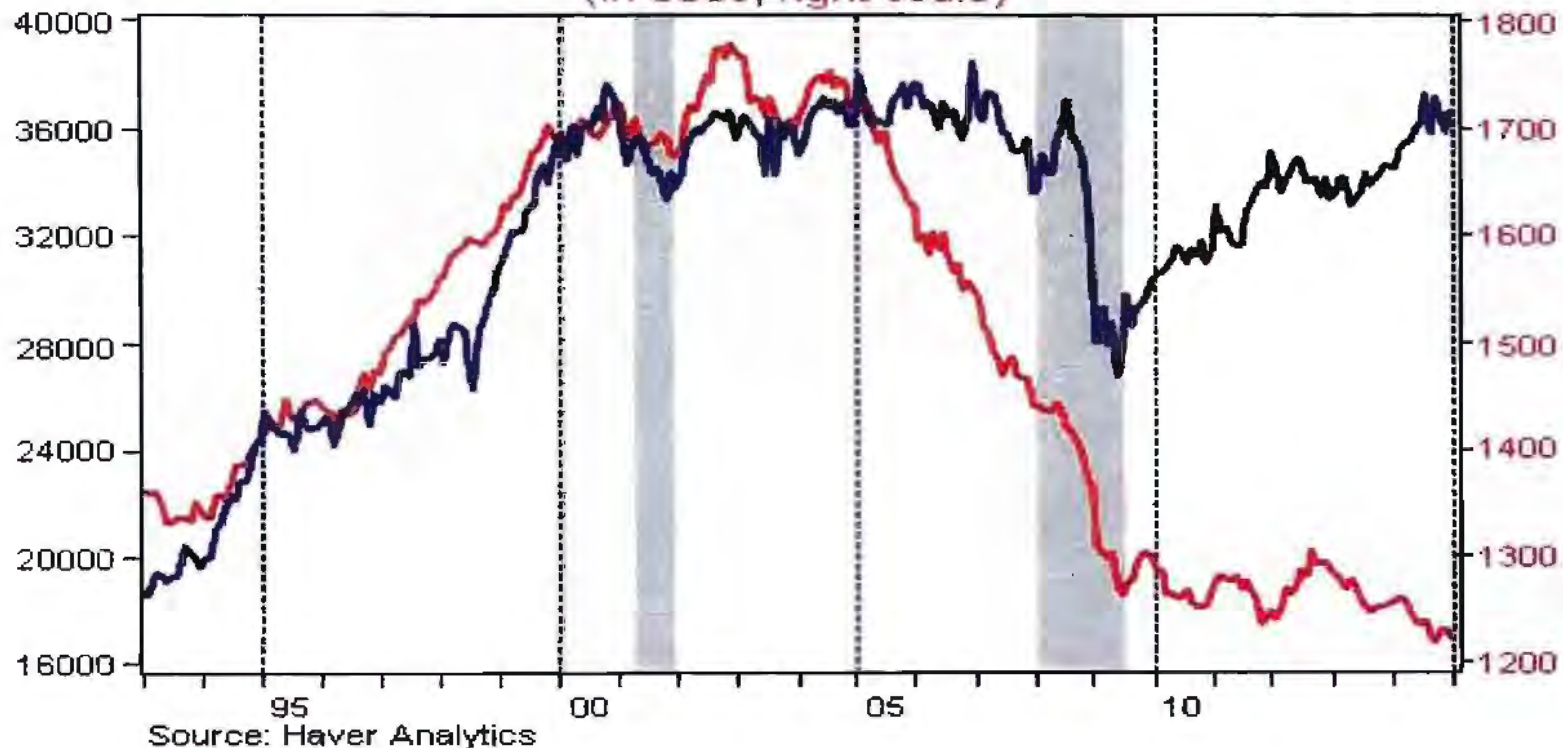
Production is up but jobs are gone
The magic of productivity? Not the Whole Story

Manufacturing Shipments in Ont and QC

(millions \$, right scale)

Manufacturing Employment in Ont and QC

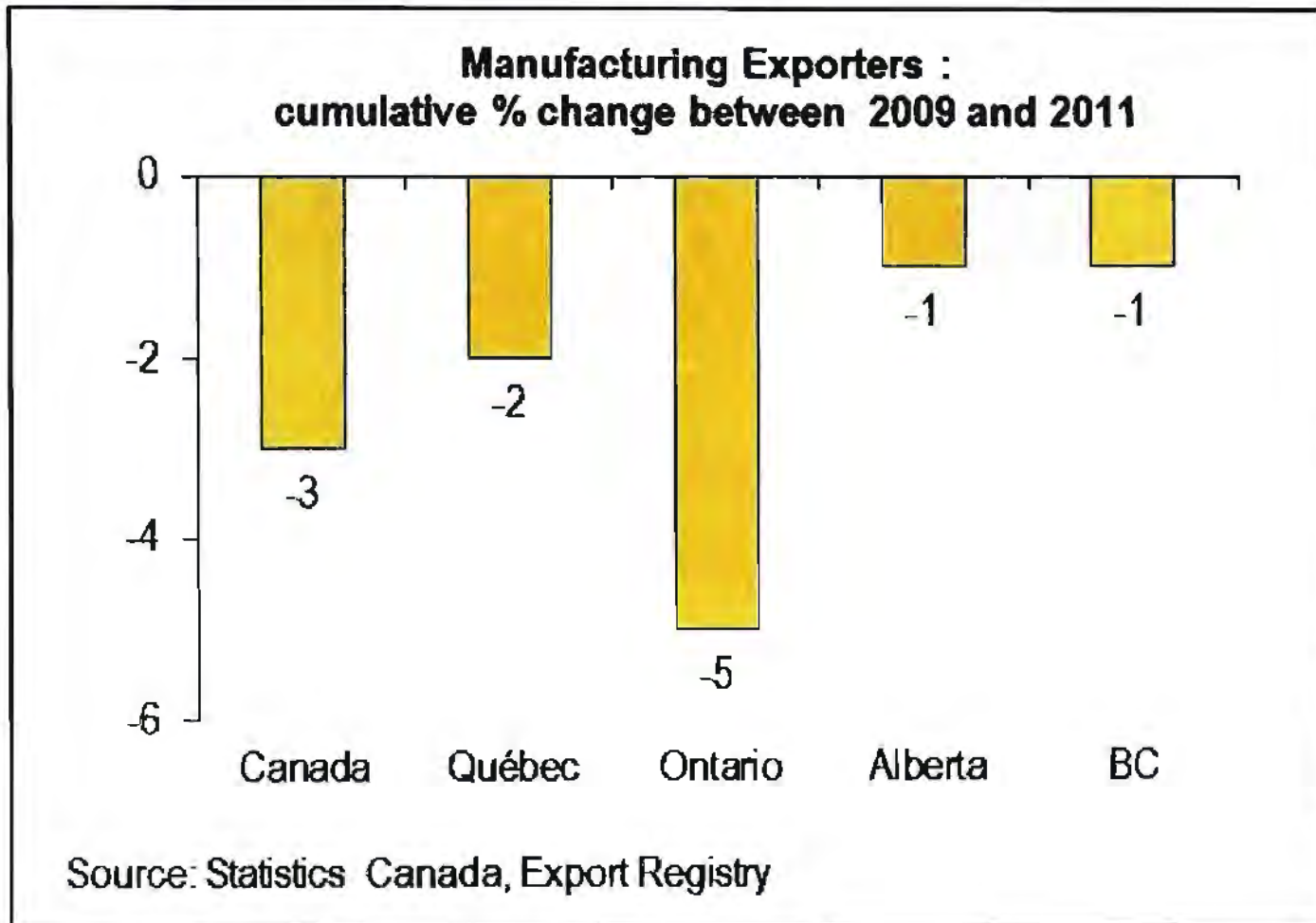
(in 000s, right scale)



103

Despite Some Denial Ontario Caught a Serious Case of Dutch Disease

Export Capacity Shrunk While CA\$ Was Overvalued



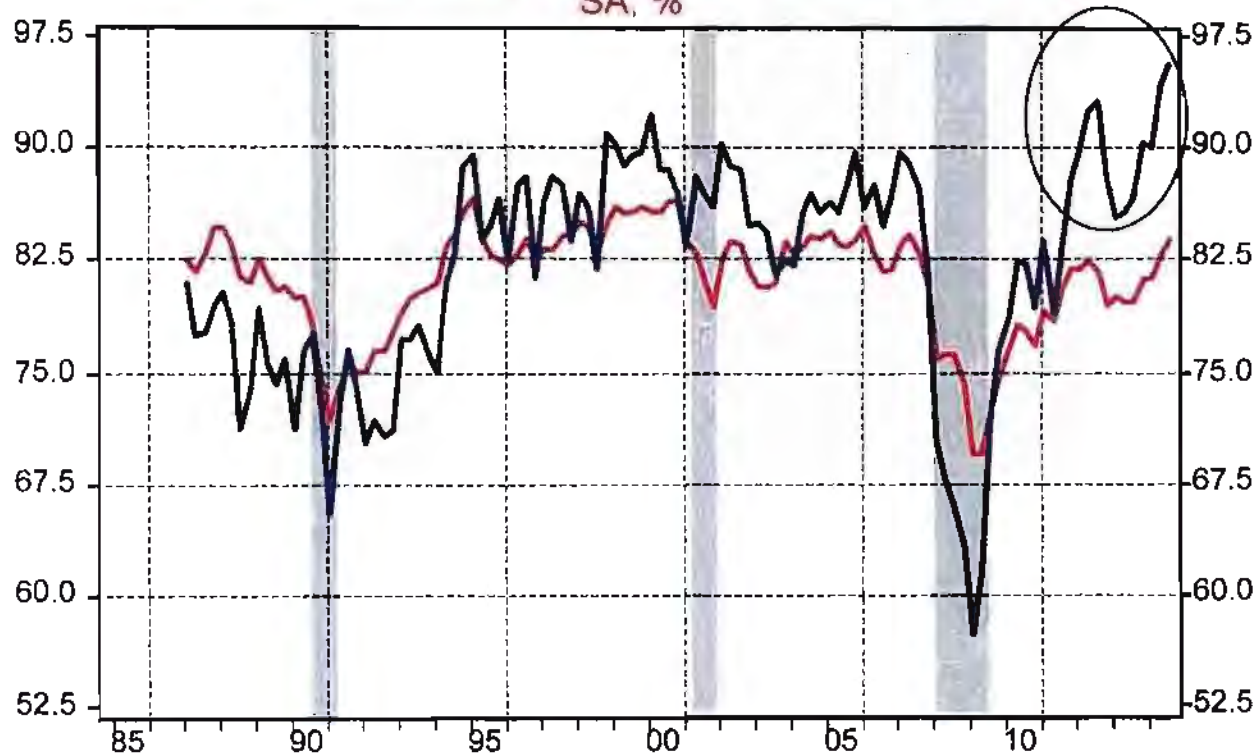
101



Ontario: Waiting for Investissements to Pick Up In Spite of Record High Capacity Utilisation

Can. Capacity Utilization Transportation Equip. Mfg
SA, %

Canada: Capacity Utilization: Manufacturing
SA, %



Source: Statistics Canada /Haver Analytics

185

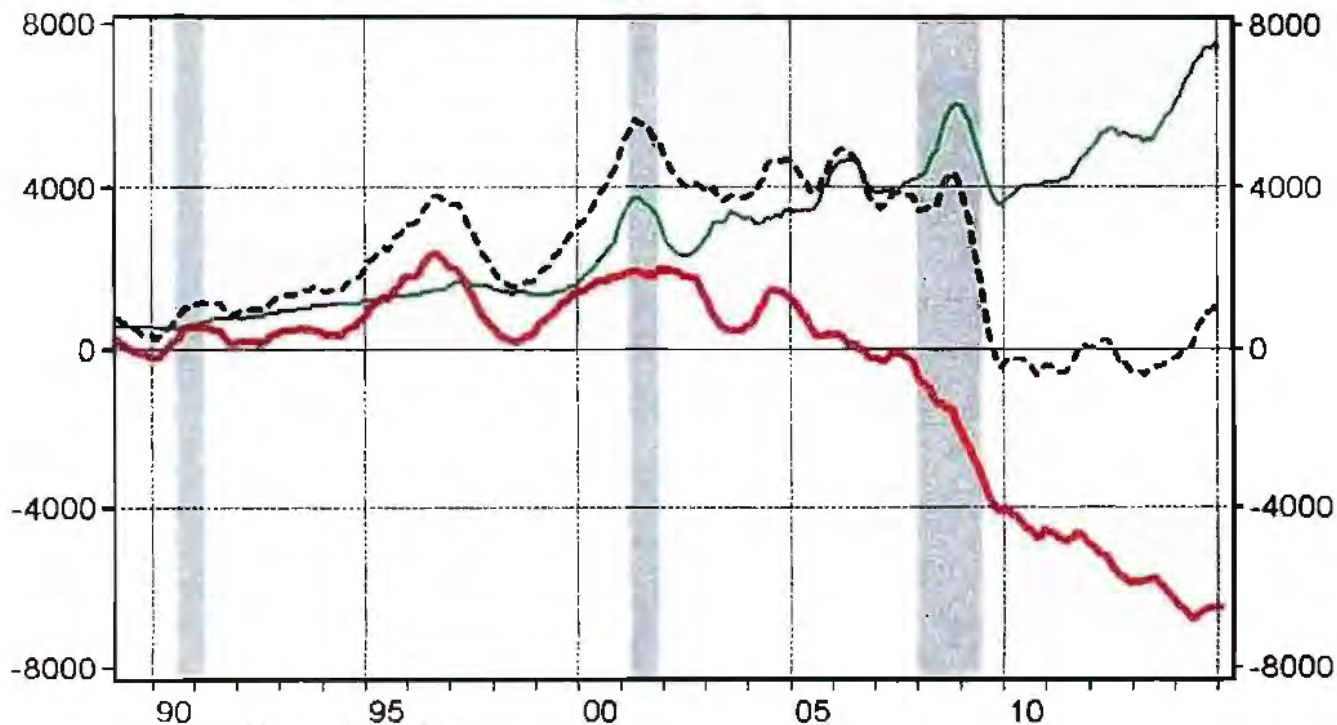
Gains of the Last Few Year All Due to Energy

Non-Energy Sector Still Struggling

Canada's Trade Balance - Total

Canada's Non-Energy Net Trade Balance

Canada's Energy Net Trade Balance

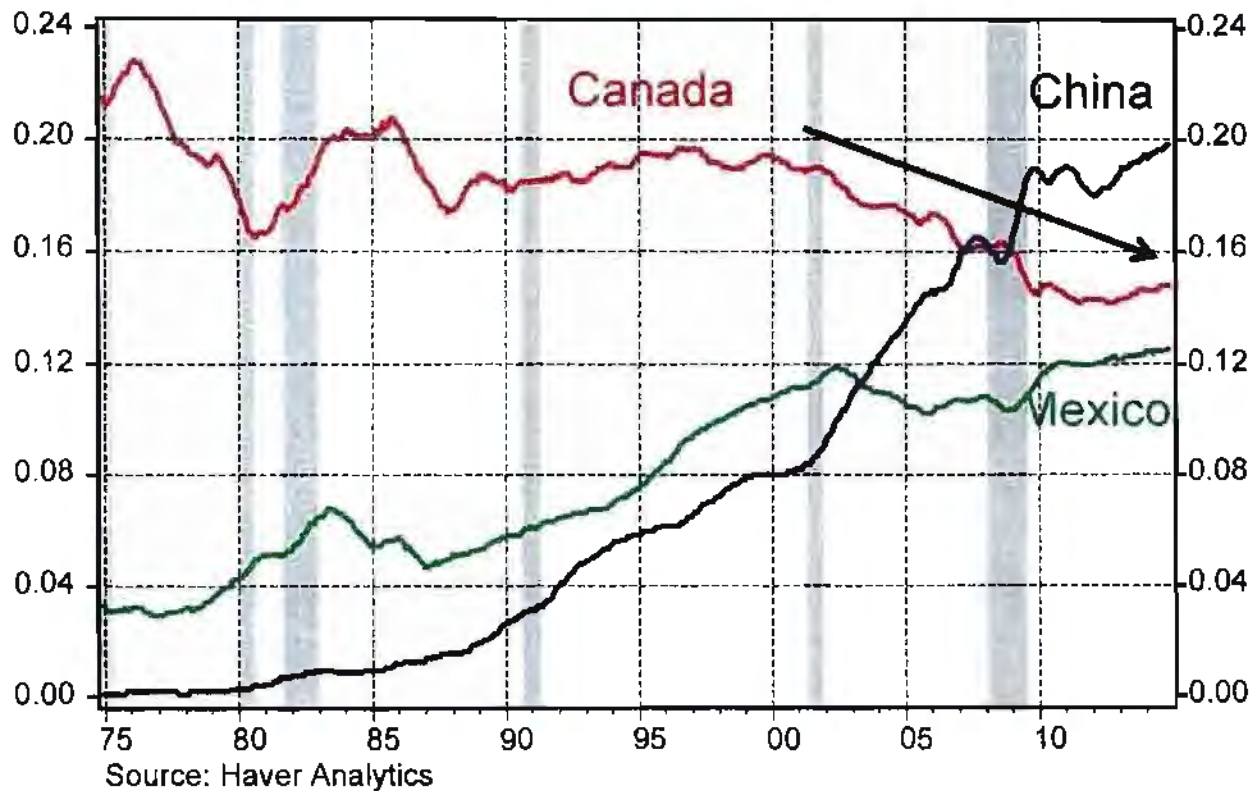


Source: Haver Analytics

106

Mexico and China: The News Kids on the Block

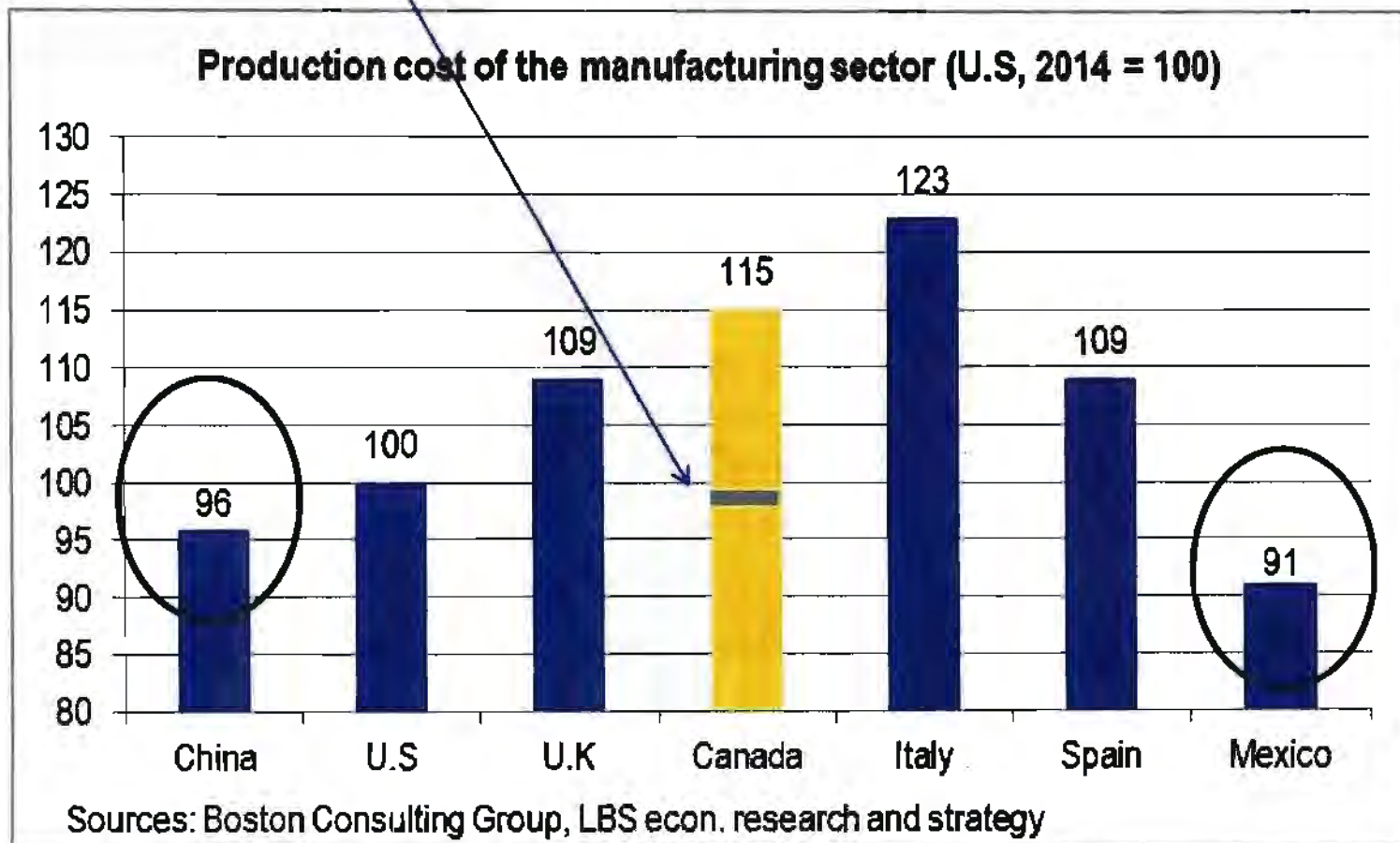
Market Share: % of US Imports



107

Canada Still not Competitive Enough Mexico and China Remain Obstacles

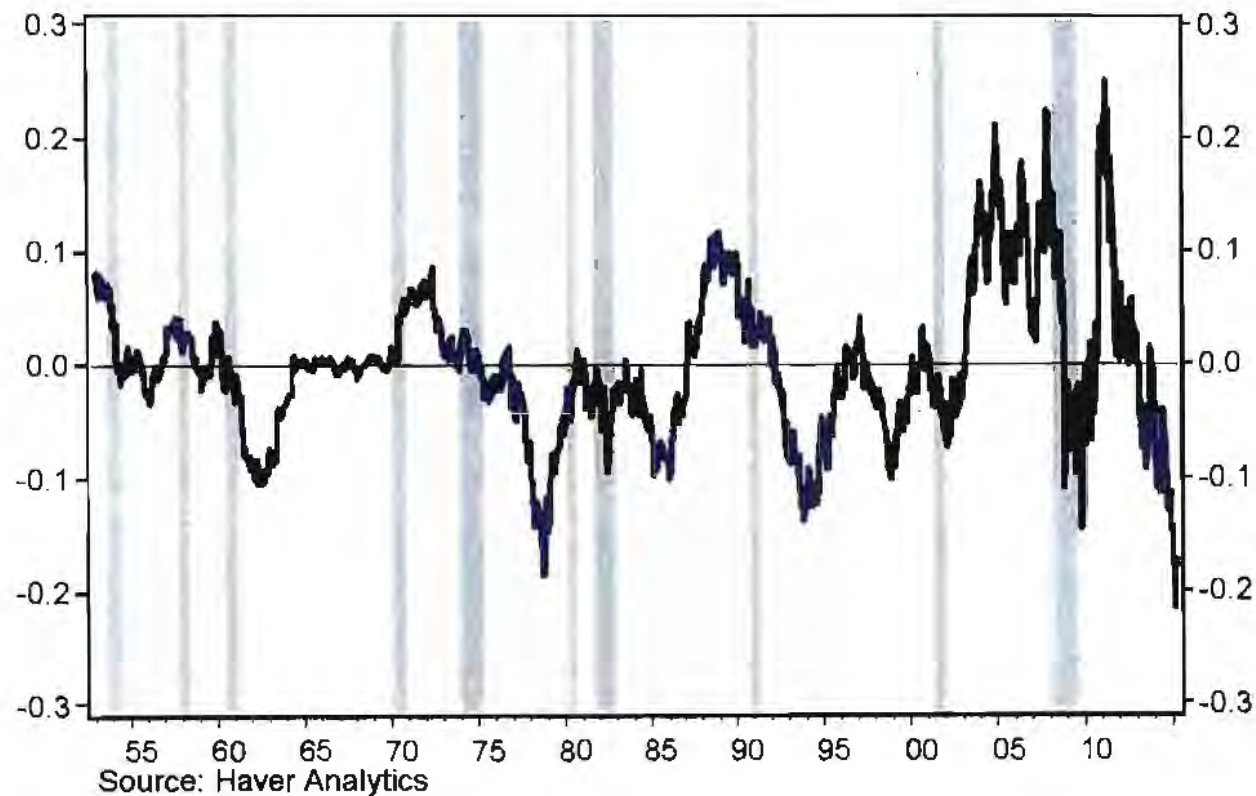
Since the recent devaluation Canada's competitiveness has improved



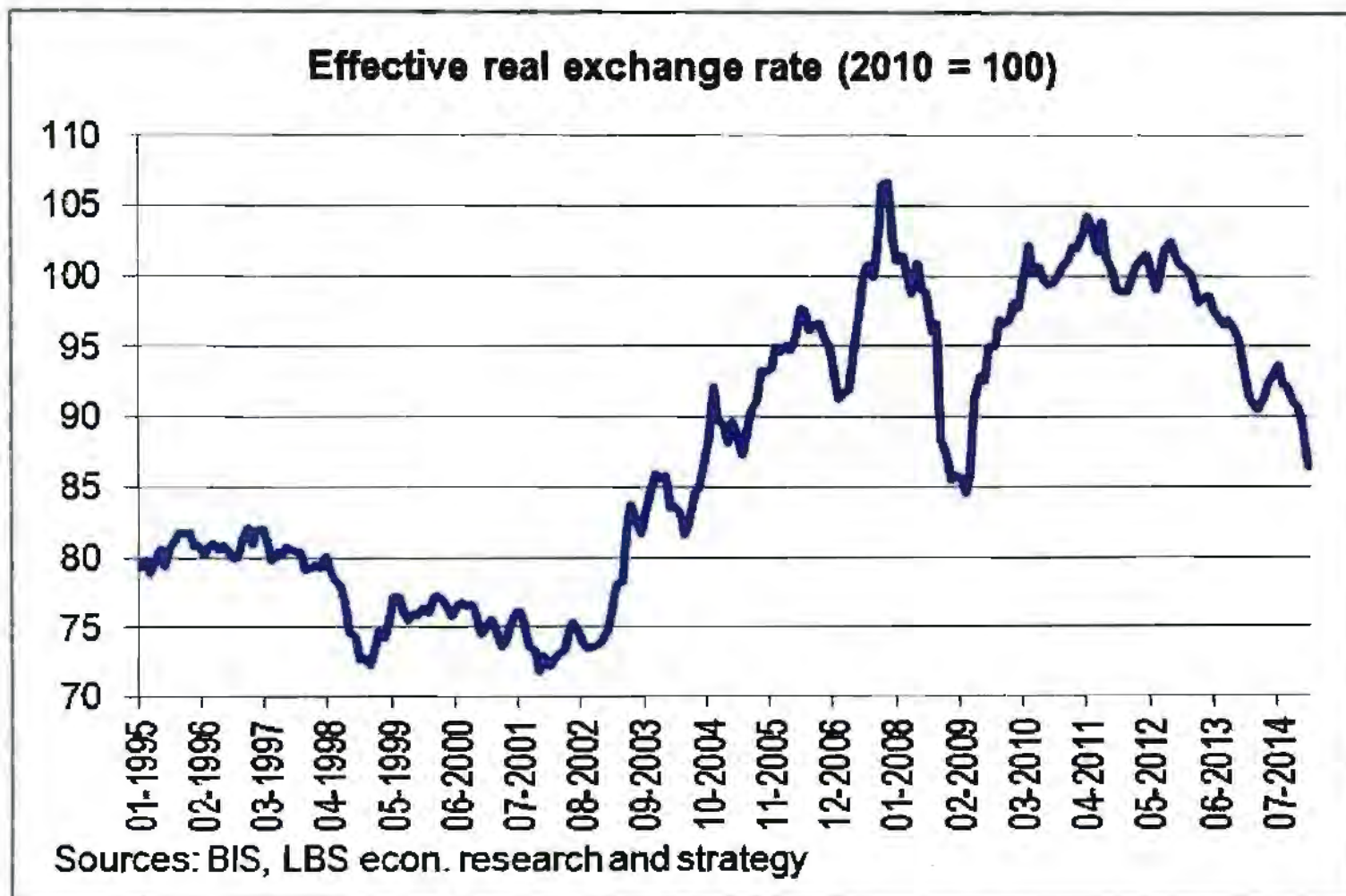
A 50 Year Record Depreciation

Last 18 Months Saw the CA\$ Decline by Over 20%

Cumulative change in the Canadian Dollar in 2 years
(in cents)



And Canada Is Still Not As Competitive As It Was Before the Oil Boom of a Decade Ago



What is the Problem? There is an Oil Price War!

Everyone now knows the story: Too much shale oil
(and oil sands) and a threatened OPEC cartel → Lower
prices



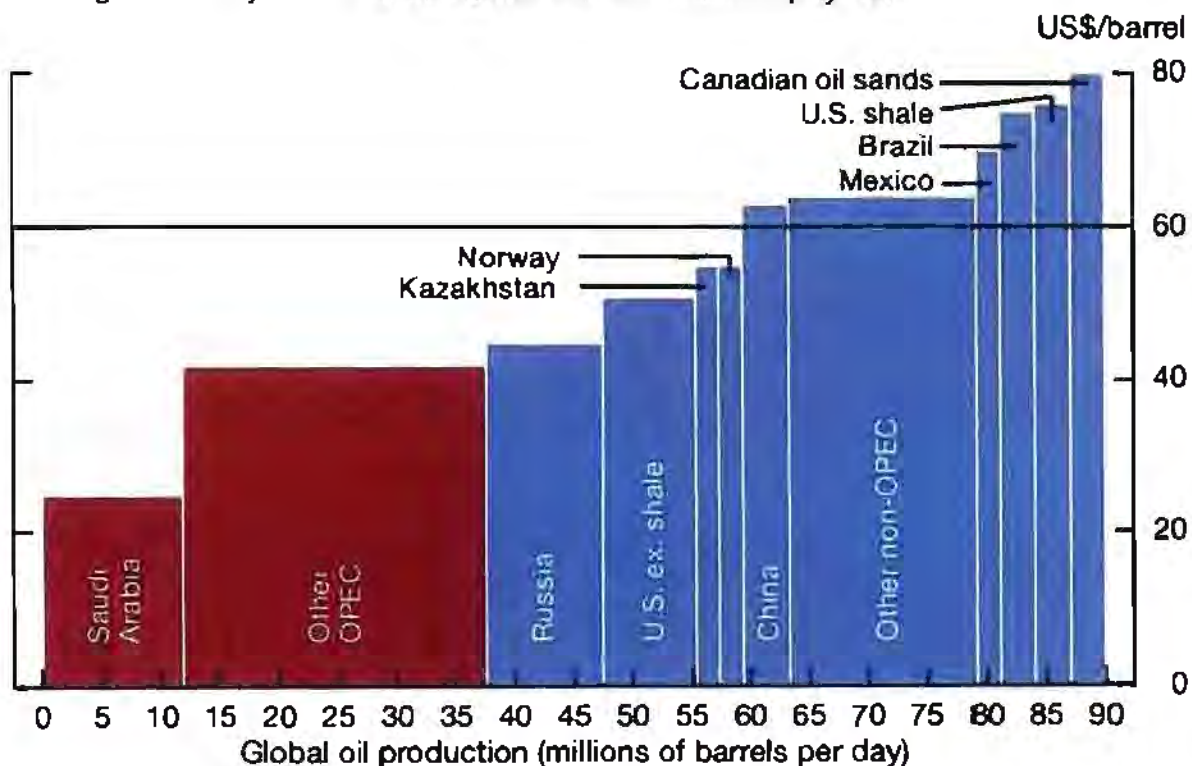
Source : The Economist via Inalco

But This Also Shall Pass: Crude Prices Should and Will Stabilise

Above 70 \$US at the end of 2015? I don't know
Higher next year? I don't know

Roughly one-third of current oil production could be uneconomical if prices stay around US\$60 per barrel

Average of full-cycle costs less dividends and interest payments

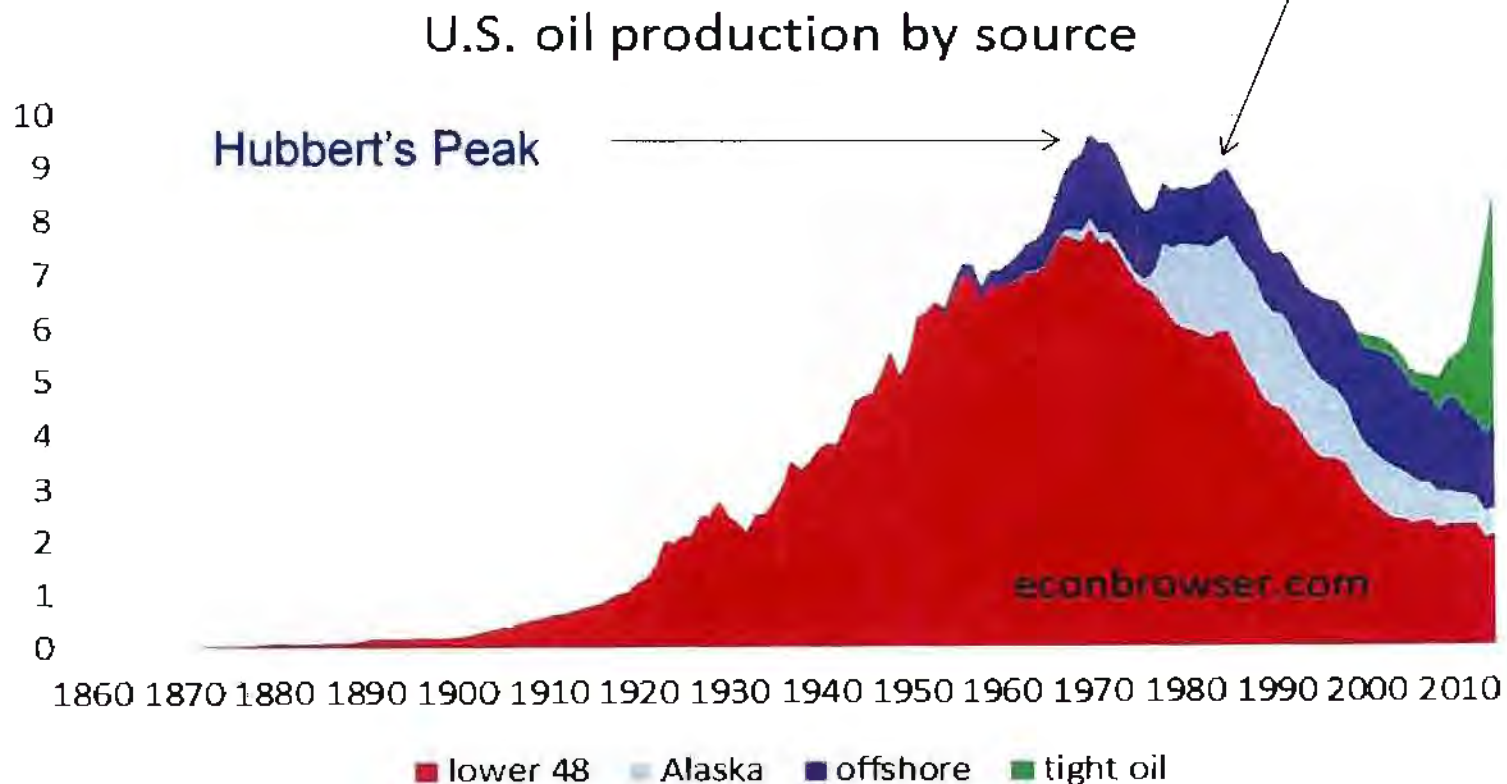


Source: Energy Aspects, Banque du Canada, RPM, janvier 2015

112

The World Now Consumes 33 Billion Barrels per Year And Large Discoveries are Rare

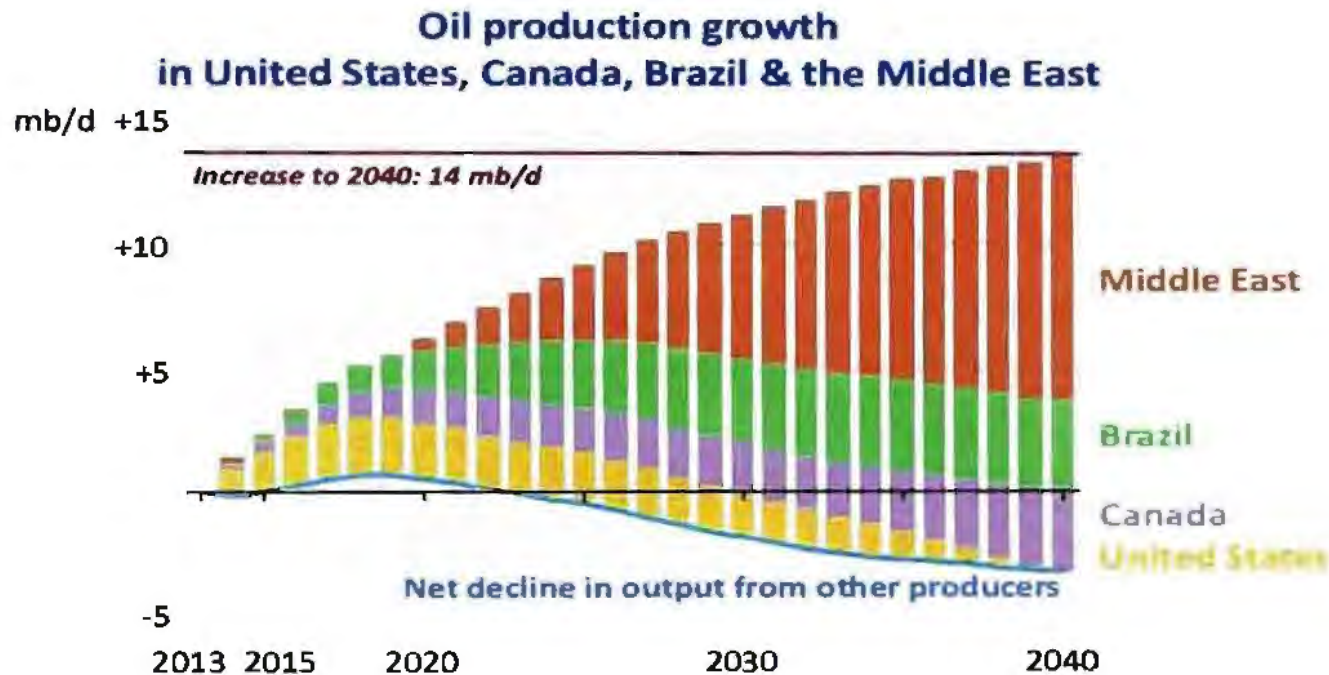
Prudhoe Bay, Alaska, discovered in the sixties,
 peaked in 1979: 16 billion barrels of recoverable oil,
 more than double that of the next largest field in the
 United States, the East Texas oil field



113

And In the Long Run Look at Who Will Supply the World With Oil

Demand Rises by 14 mb/d to 105 mb/d in 2040
Canada, Brazil and Middle East, the only marginal suppliers



Other contenders include Venezuela and Russia but only Canada offers needed political stability

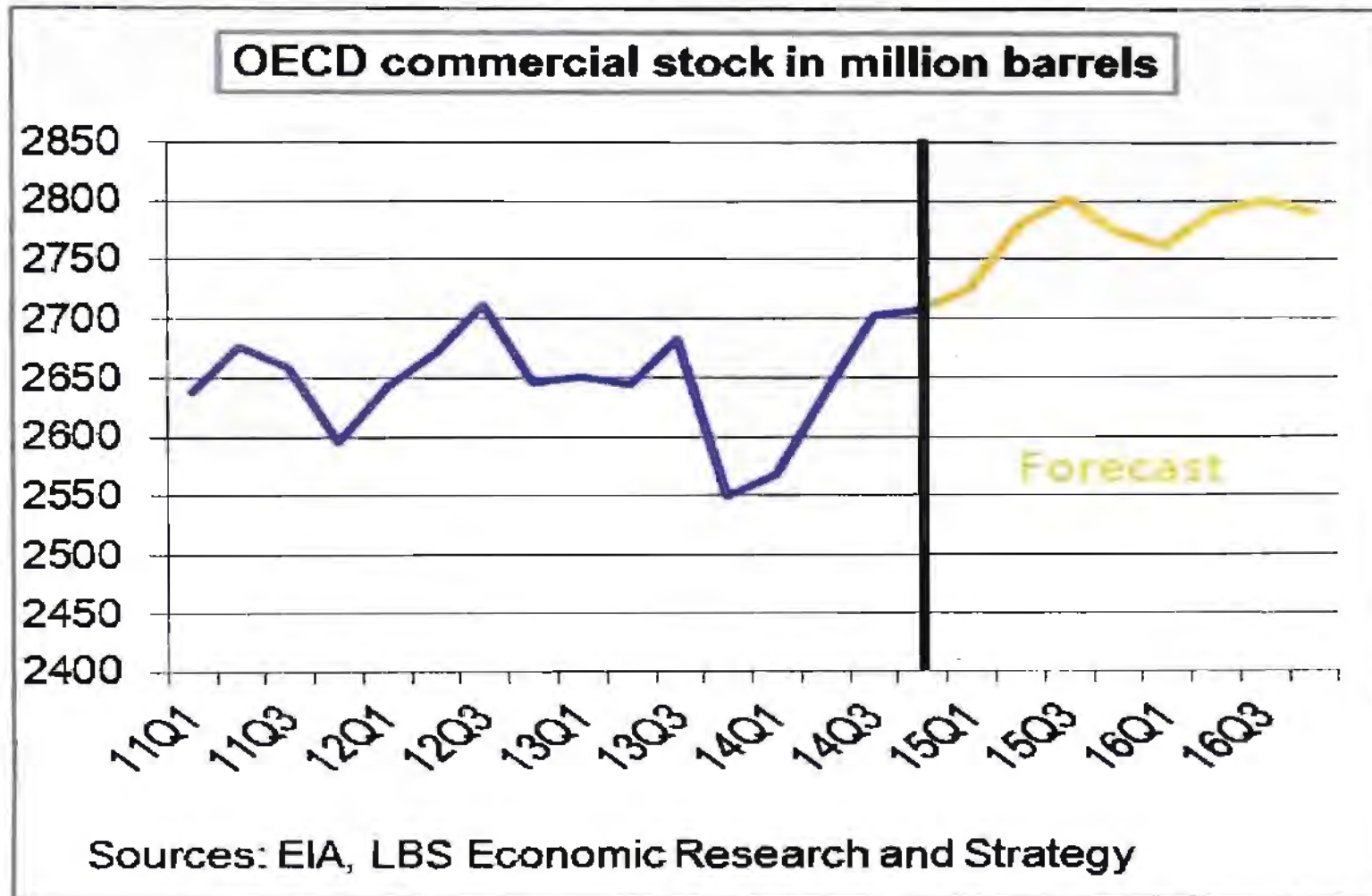
Sources: OECD, World Energy Outlook, IEA, 2014

111



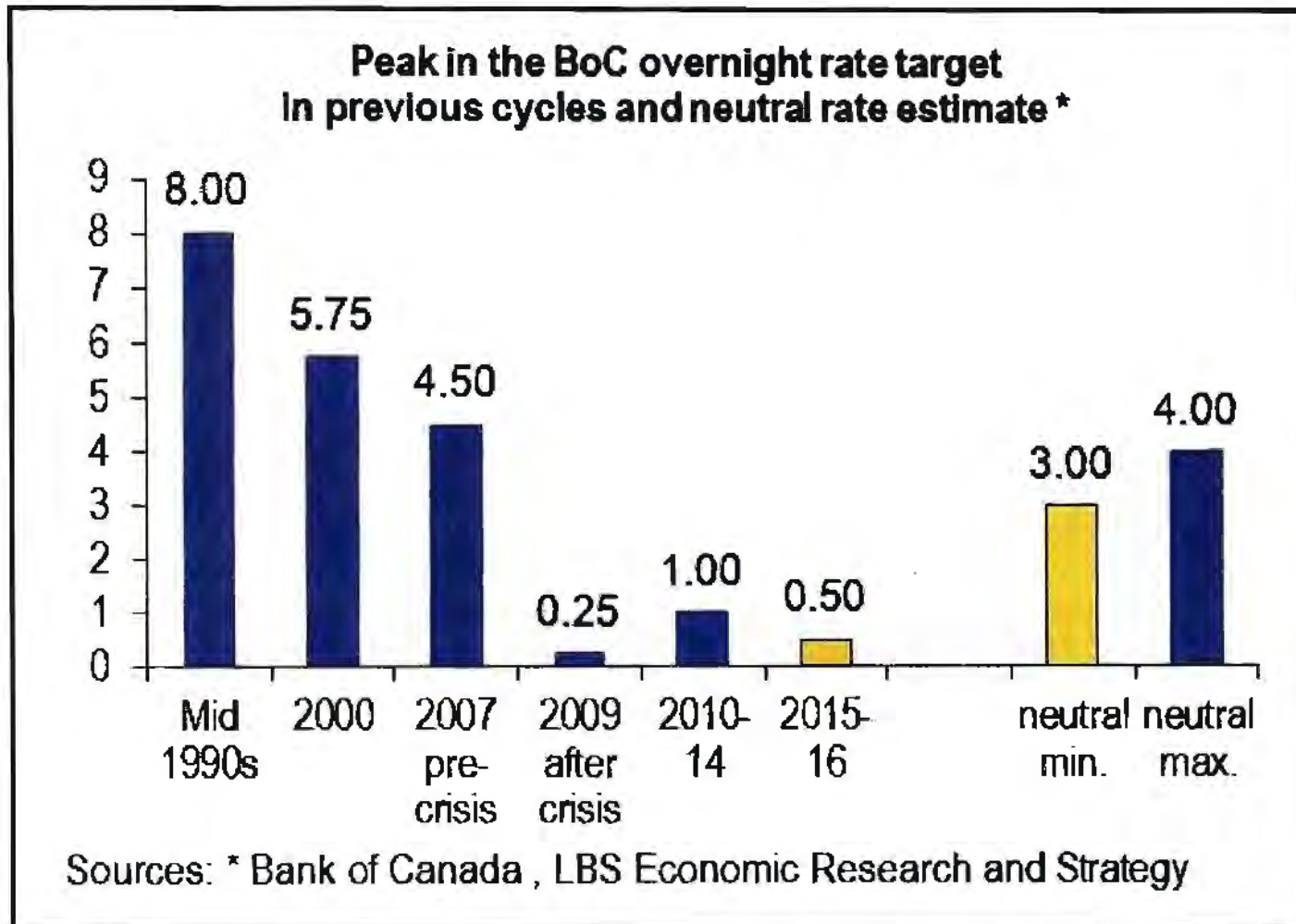
In the Meantime: Without a Production Cut Inventories Will Continue Building Up

The short term outlook is very cloudy
Difficult to predict: Nobody knows, even experts





The Bank of Canada Will Remain Accommodating Another Cut in June? Possibly More Later



111



Is US Secular Stagnation a Threat To

BRITISH COLUMBIA ?



America ↘ Down There

117

Consumers rejoicing Low Interest Rates and Gasoline Prices

**High confidence level
In spite of recent minor retracement**

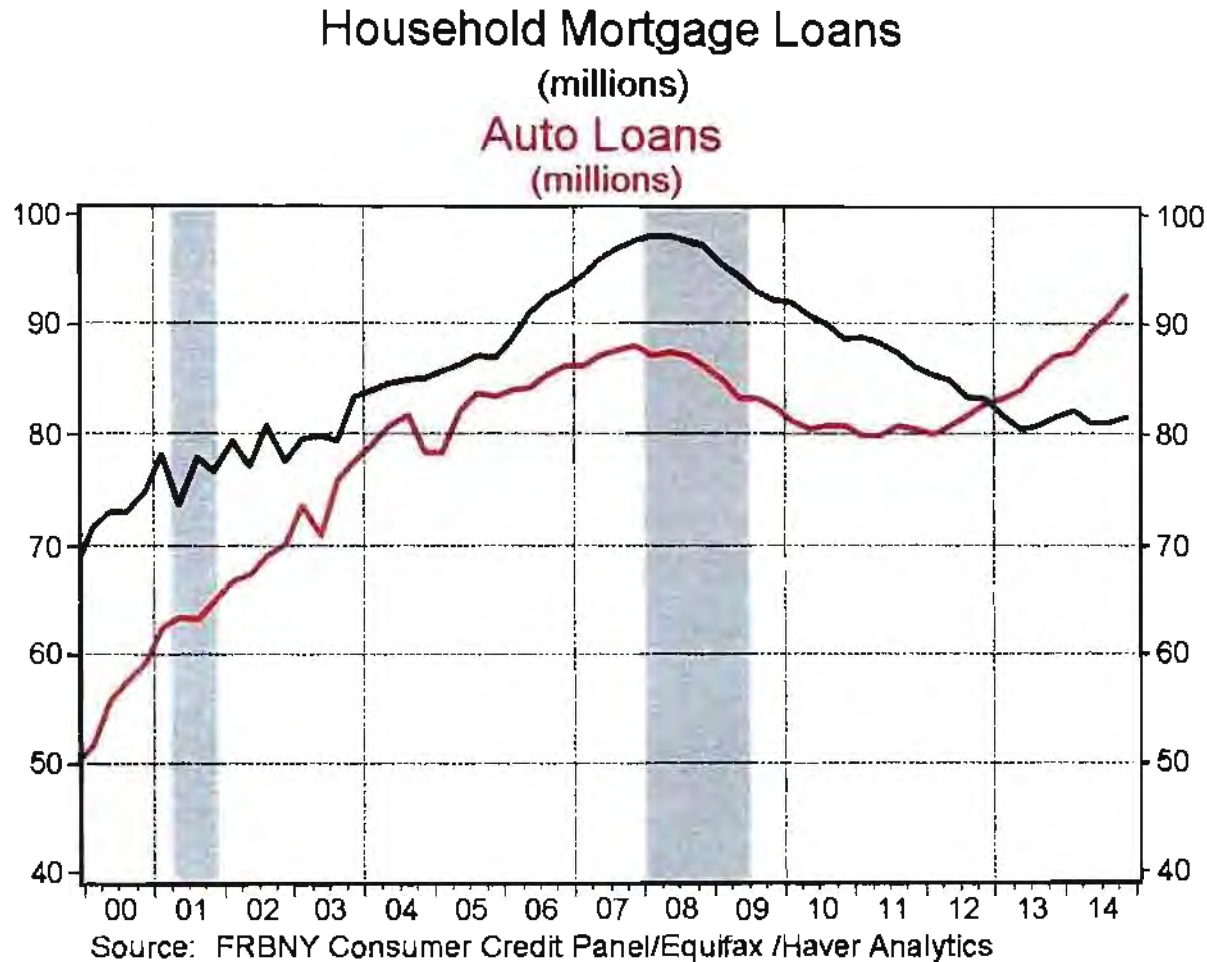
US Consumer Confidence
(Conference Board, 1985=100)



118

Discretionary Spending

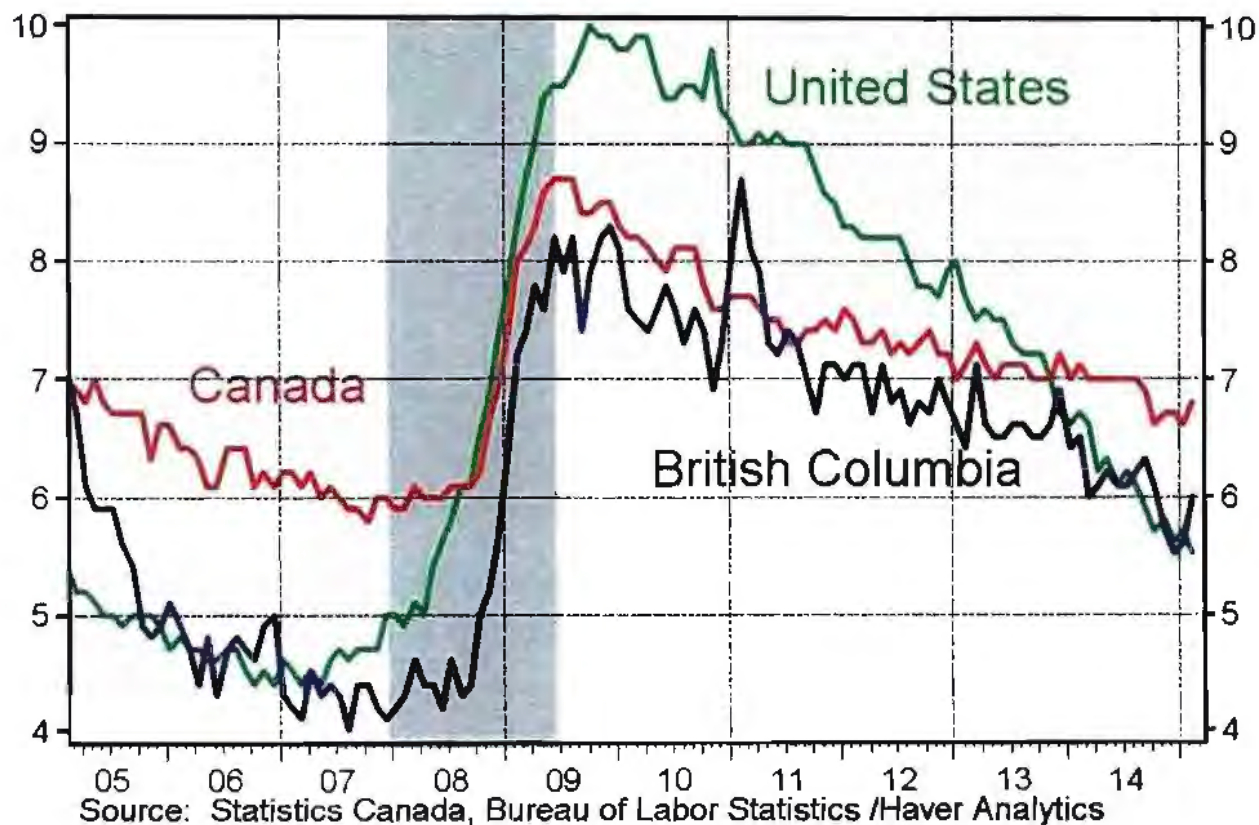
Consumption Progresses but Mortgage Credit Still Tight



119

U.S. Unemployment Falling Getting Close to 2004 Level

Unemployment Rate in North America

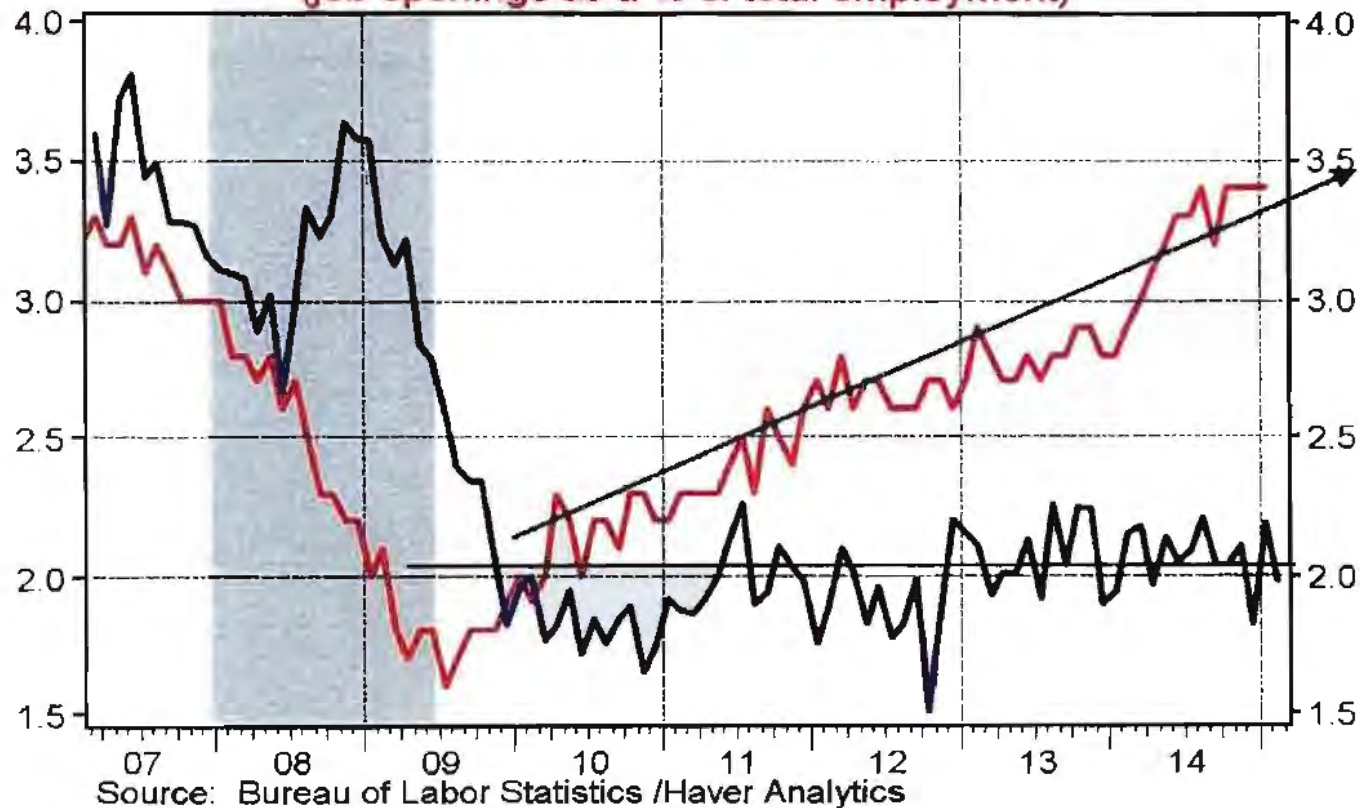


120

Wage Acceleration Still Left to Be Desired

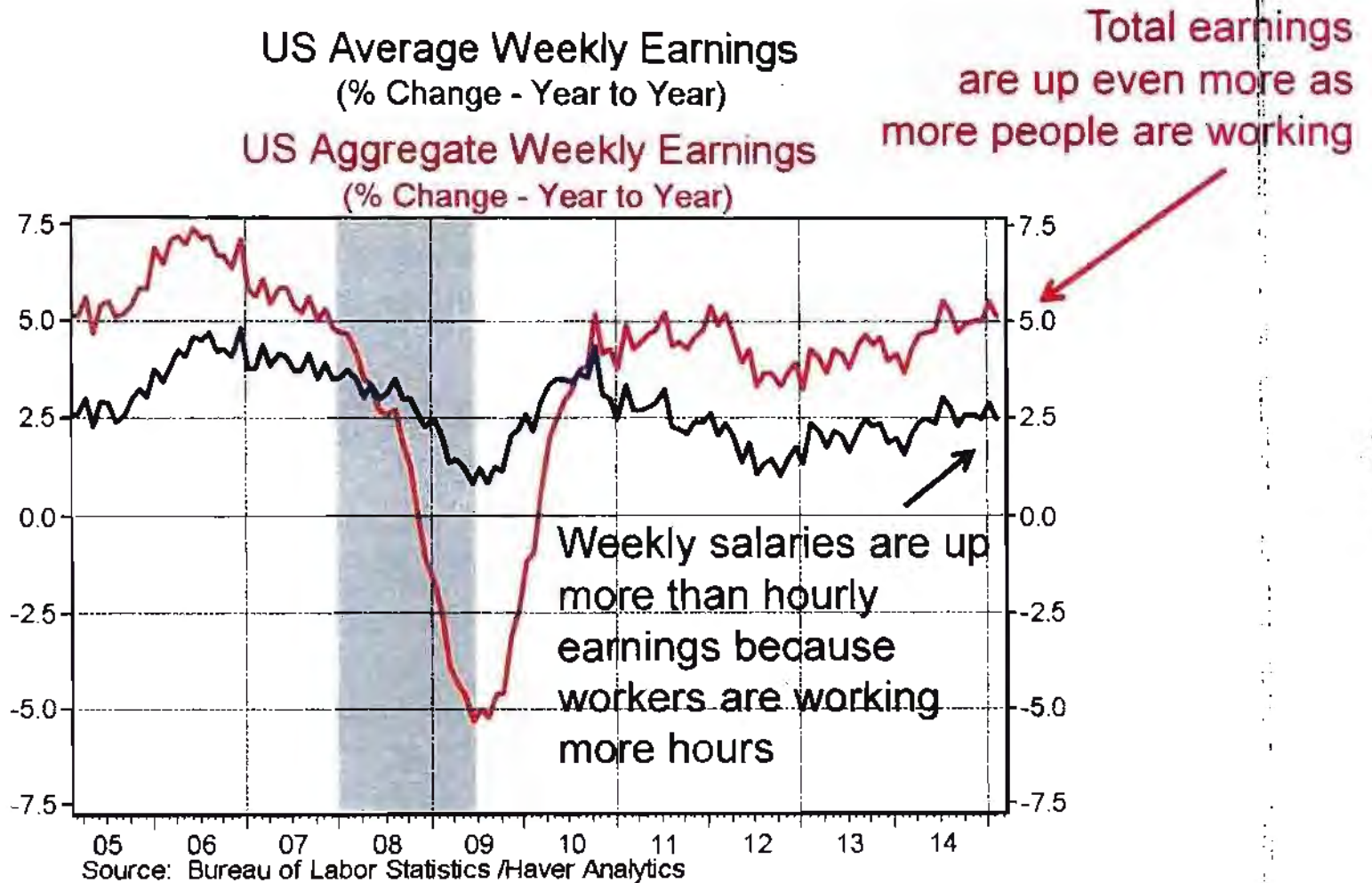
US Average Hourly Earnings
(year-over-year % change)

Job Openings Rate in the US
(job openings as a % of total employment)



121

Labour Markets: Full Employment? Getting Close to 2004 on Many Metrics



122

Short Term Hiccups but Optimistic Outlook:

- Huge Untapped Global Work Force and Potential Consumers
- Rapid Global Population Growth
- Even Faster Urbanisation Growth
- Fast Growing Trade Between Asia and America
- Rising Demand, in particular for energy and other commodities like minerals, metals, water and forest products
- Huge Energy Investment Required to meet this demand
- Attractiveness of Canada, especially BC, to Asian population both for tourism and economic opportunities
- BC has the assets and the resources to greatly benefit from these opportunities

There Will Also Be Threats

Risks and Bumps on the Road to Growth:

- Increasingly populated planet
- Increasingly polluted environment, contaminated elements, high water levels and uncertain climate
- Increasingly politically complex world
- Increasingly dear natural resources
- Increasingly globally threatening diseases
- Increasingly complex technologies and cyber threats
- Increasingly unequal world in terms of wealth, income and opportunities
- Etc...

124

Those Best Able to Manage Such Threats

and

to Leverage these Opportunities

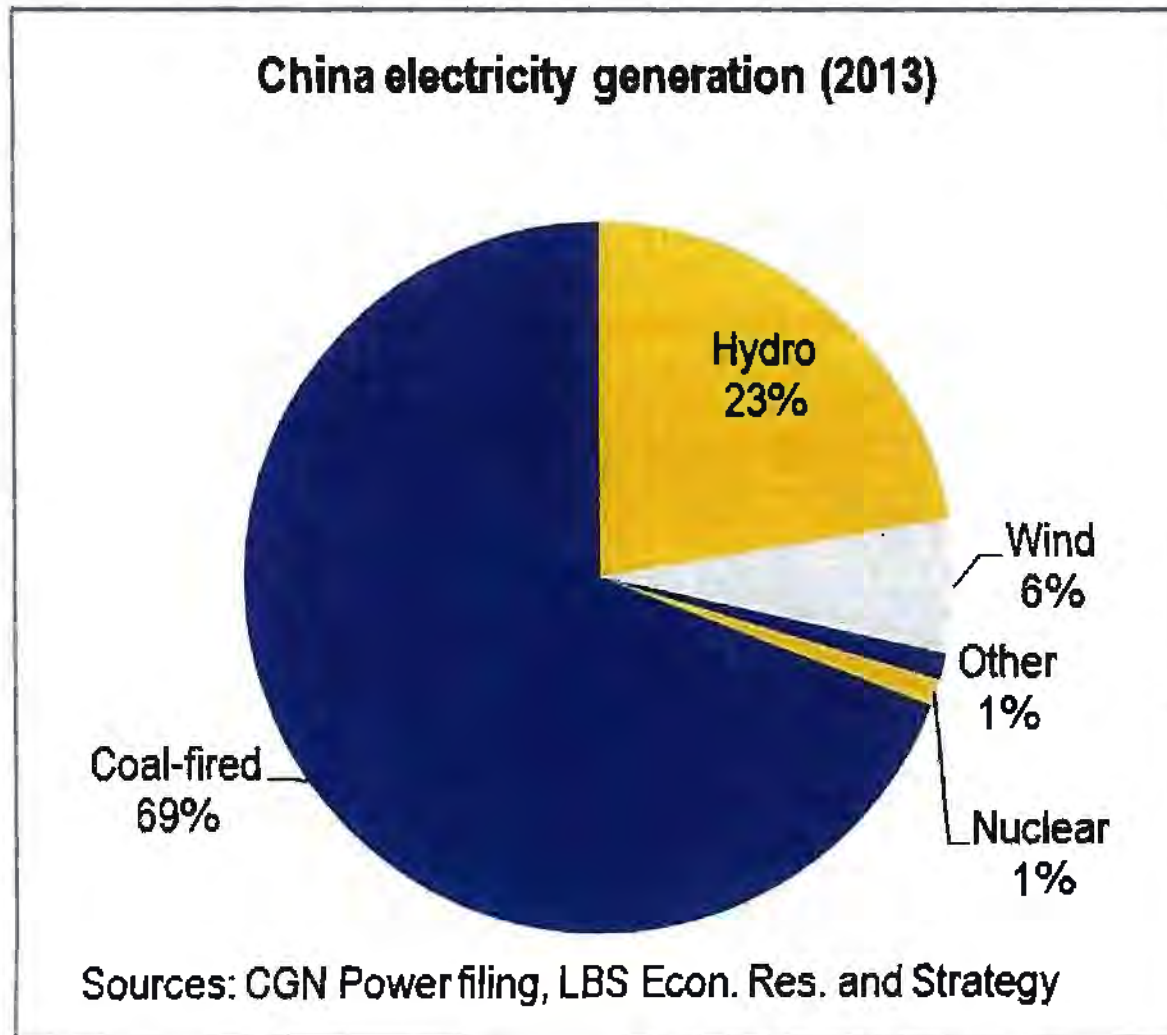
Will Profit Immensely from

What the Future Holds

Give Me an Example


Like What?

Electricity Generation in China Today More Than Two-Thirds from Coal



127

Concrete Implications of Using Coal Today's Reality in China



128

Today's Reality in China Macro View



129

Today's Reality in China Micro View



Tomorrow's Reality in China and Maybe Elsewhere



Natural Gas Is Not the Best Energy Source Except For All Others Available Today

Natural gas is not really a low-carbon energy source
It's low-carbon only in comparison to coal


Emissions – Pounds per billion BTU of energy input

| | Natural Gas | Coal |
|--------------------------------|-------------|---------|
| Carbon Dioxide CO ₂ | 117,000 | 208,000 |
| Carbon Monoxide CO | 40 | 208 |
| Nitrogen Oxides | 92 | 457 |
| Sulfur Dioxide | 1 | 2591 |
| Particulates | 7 | 2744 |
| Mercury | 0 | 0.016 |



VALEURS MOBILIÈRES
BANQUE LAURENTIENNE

Many are asking if Natural Gas Strategy is Appropriate Is NG still too high-carbon for what our climate can take?



133

IEA: Natural Gas To Become First Fuel

LNG on the rise: recent near-tripling of liquefaction sites

The answer is not to deny reality: until alternative energies become widely available, wishing the problem away will only make things worse

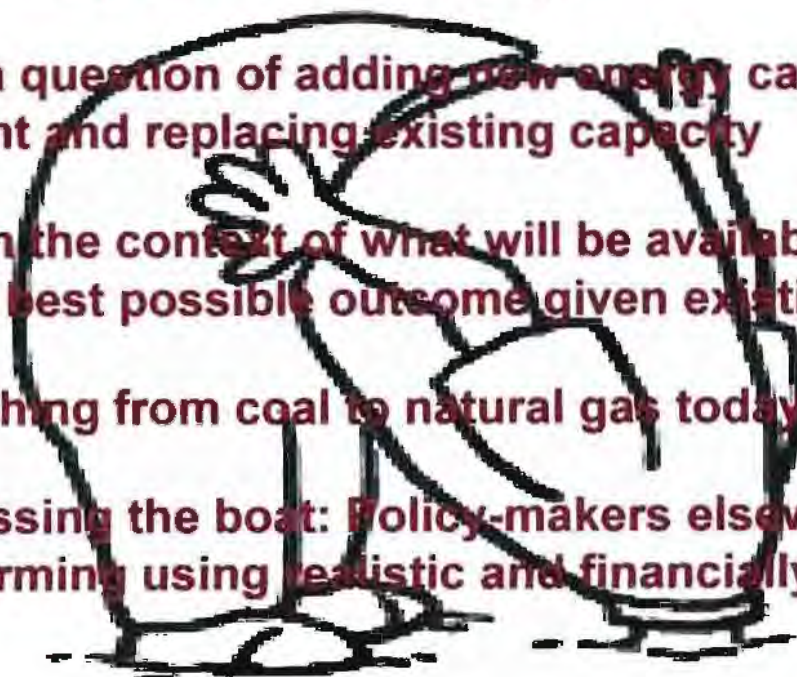
Agreeing on reducing global growth will never happen: The world will continue to grow and, as we showed earlier, will continue to rely on fossil fuel for its growth, namely coal and natural gas

And it is not simply a question of adding new energy capacity, it is also a question of retirement and replacing existing capacity

Replacing capacity in the context of what will be available at the time means trying to achieve the best possible outcome given existing constraints

In this context, switching from coal to natural gas today makes most sense

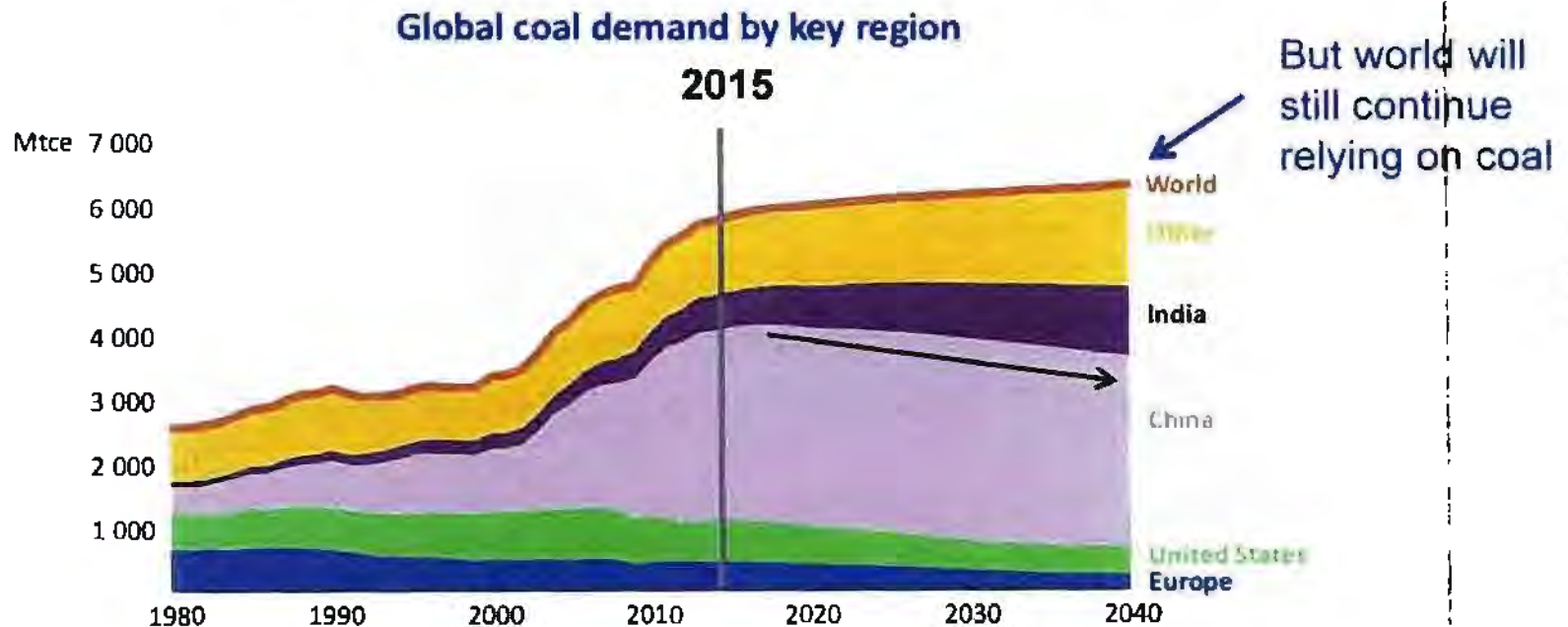
We cannot afford missing the boat: Policy-makers elsewhere are committing to fighting global warming using realistic and financially sound strategies



In Order To Avoid Disaster China Has no Choice but to Reduce its Use of Coal

Already in 2014, coal consumption in China was down 2.9%

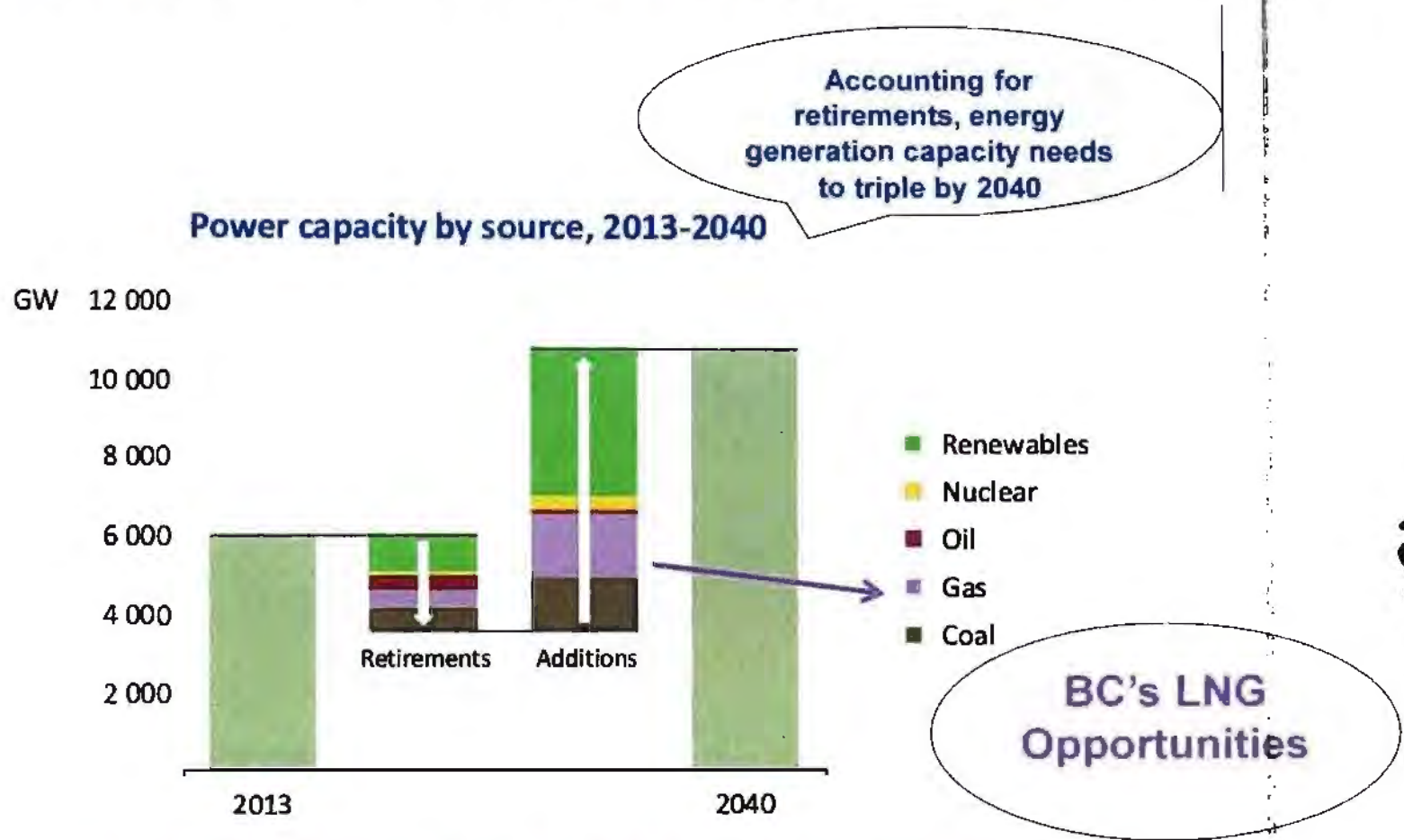
Hebei province, the most polluted in China, reduced its coal consumption by 15 million tons and closed 141 coal mines



According to IEA, GHG emissions were stable in 2014 while global growth was a healthy 3%

Sources: OECD, World Energy Outlook, IEA, 2014

According to IEA, Both Coal and Gas Will See their Share of Energy Demand Increase



Despite limited demand growth, OECD countries account for one-third of capacity additions – to compensate for retirements & to decarbonise

Sources: OECD, World Energy Outlook, IEA, 2014

136

And Look Who is Going to Supply Asia with Gas!

LNG infrastructure will bring a more integrated and secure global markets for natural gas but the cost of transportation will limit the impact on its price



131

Sources: OECD, World Energy Outlook, IEA, 2014 and ER&S, LBS

Proximity and Price Favour B.C. In Spite of Competition from Russia and Others

Also mastery of technology, good relations and political stability can help foster trade deal

Henry Hub Natural Gas Spot Price vs. Japan LNG Import Price (USD/MMBtu)



Source: LBS Economic Research & Strategy, Bloomberg

138

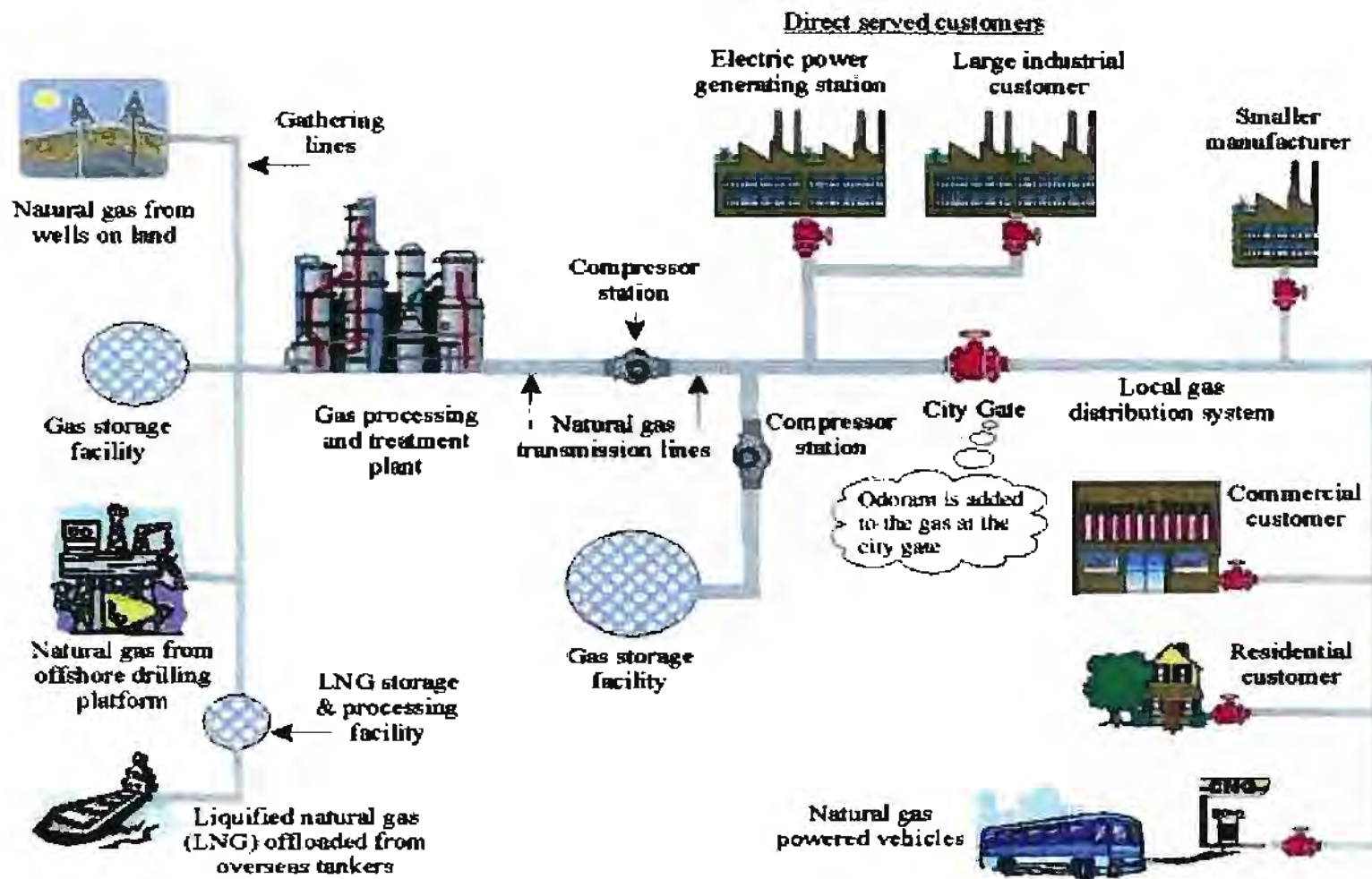
All These Advantages Are not Enough Necessary Condition is Commitment

You'll need to build this ...



139

... Before China, Japan and Others Build This!



071



LAURENTIAN BANK
SECURITIES

ECONOMIC RESEARCH AND STRATEGY

Thank You

February 2015

Indicators | Trends | Forecasts



@vmbleconomie

141

BC's Economic Performance To Remain Above the National Average

| Economic Outlook - British Columbia | | | | | | |
|--|------|------|------|------|------|------|
| Annual average % change unless otherwise indicated | | | | | | |
| | 2011 | 2012 | 2013 | 2014 | 2015 | 2016 |
| Real GDP | 2.8 | 2.4 | 2.1 | 2.4 | 2.5 | 2.5 |
| Nominal GDP | 5.6 | 2.3 | 3.2 | 4.1 | 3.7 | 4.1 |
| Employment | 0.1 | 1.6 | 0.1 | 0.6 | 1.0 | 1.2 |
| Unemployment rate (%) | 7.5 | 6.8 | 6.6 | 6.1 | 5.9 | 5.7 |
| Consumer Price Index | 2.3 | 1.1 | -0.1 | 1.0 | 1.0 | 2.2 |
| Retail sales | 3.2 | 1.9 | 2.4 | 5.9 | 3.7 | 3.9 |
| Housing starts (000s) | 26.4 | 27.5 | 27.1 | 28.4 | 28.0 | 27.5 |

ehi



REGIONAL DISTRICT OF BULKLEY-NECHARO
Committee of the Whole
Memorandum

TO: Chair Miller and Committee of the Whole Members

FROM: Gail Chapman, CAO

SUBJECT: Regional District CEO/CAO Session –
 March 24-25, 2015

DATE: April 28, 2015

Chair Miller and I attended a Regional District CEO/CAO Session in Victoria on March 24-25, 2015.

RDBM participation in province-wide discussion took place regarding upcoming legislative changes, Regional District innovations, BC Fire Service Minimum Training Standards-Structure Fires Competency and Training Playbook, MMBC Update, First Nations Legal Issues Update, Legislation Update and Ministry Initiatives, and a Gas Tax Update. Minister Coralee Oakes was scheduled to speak, but at the last minute was not able to attend. The session was very well attended by Regional District Chairs and CAOs.

1 Gord Anderson, Fire Commissioner
BC Fire Service Minimum Training Standards & Training Playbook

- 2003-2014 standard was NFPA;
- Playbook is based upon "Competencies" from NFPA;
- Benefits of Playbook are:
 - Recognizes that local government determines its chosen level of services;
 - Training requirements matched to service;
 - Avoids unnecessary training;
 - Ability to deliver "in-house" training;
 - Key aspect is control over the delivery of fire services (Exterior, Interior, Full Service)
 - Level of service determined by Bylaw or Policy;

2. Allen Langdon, Managing Director MultiMaterial BC

- \$85m budget;
- \$55m being paid out to contractors;
- 10 member Board;
- 1000 products on their list;
- 198 depots established in BC.;
- 9 people on staff;
- No fines implemented to date;

Questions/Comments/Responses

- frustrated by residents not recycling as much as possible;
- depot opening in Terrace;

3. Legislation Update and Ministry Initiatives

- The Province is completing revisions to the *Local Government Act* such as renumbering, re-organizing to improve flow of the act;
- Will not be making policy changes to the Act;
- Will take place this spring through the summer months.

Questions/Comments/Responses

- Regional Districts in the room requested a Regional District Charter rather than revisions to the LGA;
Ministry staff responded that the revisions will assist RDs use the LGA and that a Regional District Charter is not being considered.

4. Asset Management

- there are software programs such as "Asset Smart" to assist local governments re asset management;
- Infrastructure Planning Decision Support Tool, trial version on the website.

Questions/Comments/Responses

- Does the Province do asset management?
 - No, it is not our role.

5. Gas Tax Fund

- \$21.8b, 10 year term 2015-2025;
- UBCM administered, the Province of Ontario is the only Province that is managing the fund itself;
- Senior's Facilities have been taken off the eligibility list;
- 49% of BCs share is allotted to Greater Vancouver re its population.

6. Strong Fiscal Futures Update

- UBCM Executive approached the Province and requested a Steering Committee consisting of three elected officials; 3 provincial members and 3 UBCM members;
- Province indicated that it was too busy and the report was too broad;
- The Steering Committee identified priorities which were presented to Minister Oakes in February;
- There doesn't appear to be Provincial interest to move on this;
- A mandate letter was forwarded to Minister Oakes;
- UBCM Executive is seeking a meeting with Premier Clarke;
- In 2013, the Premier expressed interest and the UBCM Executive will ask again.

Questions/Comments/Responses

- If the Province says "yes", what next?
 Ans. – it is a broad spectrum, depends re priorities and membership resources.
- Is a broad spectrum?
 Ans.-shared economic growth in the Province,
 Ministry is not responding, will approach local MLAs

7. Regional District Innovations

Carbon Neutral Kootenays

- **Collaboration and Leadership**

Reducing Corporate Green House Gas Emissions

- \$1m study between 3 RDs, 28 municipalities, 5 First Nations;
- Conducted over 6 years;
- A handbook for achieving efficiency and emissions reductions in local government fleets was developed;
- Local governments have agreed to dedicate staff capacity to:
Reporting annually, implementing building energy audit recommendations,
Calculate impacts from local reduction projects (ie. Energy diets, organics);
- Identify and implement other local reduction projects.

Mount Polley

- **Cariboo Regional District**
***powerpoint presentation attached**
- Began August 4, 2014 with a breach of the Imperial Metals owned Mt. Polley Copper and gold mine tailings pond, releasing its water and slurry with a years' worth of mining waste into Polley Lake;
- By August 8, 2014 the four sq. kms. sized tailings pond was empty, after the release of 10 m cu metres of water and 4.5 m cu metres of slurry;
- Water tests showed elevated levels of selenium, arsenic and other metals;
- The contaminated slurry carried felled trees, mud and debris and scoured the banks of Hazeltin Creek which flows out of Polley Lake and continued into the nearby Quesnel Lake;
- The spill caused Polley Lake to rise 1.5 metres (4.9 feet)
- The spill has been called on of the biggest environmental disasters in modern Canadian history;
- August 6th Cariboo Regional District declared a State of Local Emergency in several communities including Likely, partly due to water quality concerns which affected 300 residents;
- August 9 water restrictions were removed, however, Advisories for points upstream were in place until August 12.

8. Township of Langley vs. GVRD
-Implications for a Regional Growth Strategy
***powerpoint presentation attached**

9. Update on First Nations Legal Issues
- Young Anderson
***power point presentation attached**

- of note, First Nations title is collective, not owned individually;
- negates past resource agreements, must be renegotiated;
- presently, there are 100s of title claims filed in the courts;
- local governments do not have authority or duty to consult (LGA Section 879);
- reconciliation of aboriginal rights and title are the responsibility of the Crown;

Questions/Comments/Responses

- How will this impact the Treaty process?
 -hopeful that it will assist in moving the Treaty process along.
- What about present Treaties?
 -will have leakage.
- Access to the back country?
 -1st Nations (one band) is granting permits (ie. for snowmobiles/ATVs, etc.).

10. Regional Solid Waste Management Plan – the Impact Of Waste Migration
- Metro Vancouver
***power point presentation attached**

- Car load tipping fee \$26-\$29
- Recycling opportunities at all depots.

Questions/Comments/Responses

- Cost of disposing of drywall per tonne?
 -not allowed, fines levied.

Regional District Innovations # 2

11. Drinking Water & Watershed Protection Program Regional District of Nanaimo

- RDN operates 8 drinking water services;
- Multiple watersheds and aquifers 101;
- 2003 identified during Strategic Planning Session;
- 2004 developed Action Plan;
- 2006 formed the Stewardship Committee;
- 2008 established service via referendum to
 Fund an annual operating budget of \$475,000
- 2012 formula was agreed upon to phase in municipal participation;

Services delivered:

- Team Watersmart (education, incentives, rebates);
- Building knowledge base (monitoring, measuring, reporting);
- Planning and Policy (land use decision-making)

Value to taxpayer

- Long term water supply;
- Direct rebates;

Achievements

- Education 80+ activities per year (ie. Community booth, school field trips, residential irrigation checkups, workshops)
- Rebate program \$54,000 back to residents;
- Surface water sampling at 51 sites;
- Expanded groundwater monitoring
- Aquifer characterization – 5 year \$3m (federal \$) study;
- Region-wide data inventory.

12. Nuts and Bolts

Cariboo Regional District

- Province is considering mandating Regional Districts to conduct fire inspections of all public buildings in the rural areas by Spring, 2016;
- Dialogue is still ongoing;
- Conversation includes health inspections and Worksafe BC as well;

Regional District CEO/CAO Session
March 24/25, 2015
Page 7

- This would be inclusive of all community halls, resorts, specifically, anywhere where the public gathers;
- An inventory would have to be developed;
- Regional Districts would be responsible for reporting and enforcement.

Regional District of Fraser-Fort George

- Inquired about RDs providing animal control as RDFFG does not;

Misc. Comments

- Not receiving invitations from the Province regarding meetings that are being held within RD boundaries;
- Regional Districts need their own Charter;
- Revenue sharing;
- Economic development function through societies vs. local government.

RECOMMENDATION:

(All/Directors/Majority)

Receive



Cariboo
Regional
District

Mount Polley Mine Tailings Pond Breach

A Local Government Perspective

CRD Chair Al Richmond
CAO Janis Bell



What is a Tailings Pond?

- The phone rang at 5:30 a.m.
- Staff & officials told the Mount Polley tailings pond had breached. One staff member commented “***What is a tailings pond?***”
- This situation had never happened before!
What do we do?

Monday, August 4, 2014

This was how our morning started...

152





The First 48 Hours

- Task number issued to CRD by 6:15 a.m.
- Emergency Operations Centre activated and opened by 7 a.m.
- Calls to First Nations leaders, MLA's, MP's.
- Over 90 media interviews completed in first 48 hours.
- Facebook saw over 26,500 unique page views, 45,000 total reach and 555 new likes on August 5.
- Facilitated meetings between the community and the provincial ministries and the mine and the community.



154

Challenges

- Communication between provincial ministries and government agencies.
 - Holiday weekend
- Providing services for people remaining in their homes.
 - Showers, drinking water etc.
- Evacuation of non-residents from remote camping areas.
- Notifying people in rural areas
 - Labour and time intensive
- Lack of cell service, satellite service and high-speed connectivity.
- Affected residents did not know where to turn for accurate information – Single point of information needed.
- Protesters.

The Protestors



156



Opportunities

- Partnerships
 - Building existing relationships into a collaborative team
- First Nations
- Ministry of Environment
- Ministry of Energy & Mines
- Ministry of Justice
- Emergency Management BC
- Ministry of Transportation
- RCMP
- Community groups
- Ministry of Jobs, Tourism & Skills Training
- Tourism Association
- Ministry of Forests, Lands and Natural Resource Ops.
- Department of Fisheries and Oceans
- University of Northern BC Fisheries Research Station



On-going Activities

- Attending regular public information meetings with residents.
- Supporting a long-term fish monitoring commitment.
- Supporting a comprehensive environmental and cultural restoration plan for the Hazeltine Creek and Quesnel Lake area.
- Working on an economic recovery plan for the region.
- Working with Likely residents to explore economic development opportunities.
- Discussion with other mining operation to develop a co-ordinated emergency response for their mine site.

Greater Vancouver (Regional District)

v.

Langley (Township)

BC Court of Appeal's Decision

December 24, 2014

metrovancouver

SERVICES AND SOLUTIONS FOR A LIVABLE REGION



159

Regional Planning in Metro Vancouver

- Metro Vancouver's regional growth strategies have played a key role in making the Lower Mainland one of the most livable regions in the world.
- A key objectives has been to support the efficient use of land and infrastructure networks, and to protect agricultural land and green space.
- The adoption of Metro's RGS represents a collaboration and consensus among all member municipalities and the regional federation regarding the goals, strategies and actions that will best serve the needs of all its residents.

The RGS Legislation

- Municipalities are required by provincial legislation to have, within the Official Community Plan, a 'Regional Context Statement'.
- The Regional Context Statement is the link between a municipality's Official Community Plan and a regional district's regional growth strategy.
- The Official Community Plan must be consistent with the Regional Context Statement.
- The dispute in question relates to two amendments the Township of Langley recently made to its Official Community Plan which enabled residential development on land that was designated 'Green Zone' under Metro Vancouver's RGS (*LRSP*).

The Issue

- Previous RGS (Livable Region Strategic Plan) and Township of Langley's 1996 Regional Context Statement (RCS)
- June 2013, municipality passed an OCP amendment bylaw that created minimum lot size 266m²
- Lands are in the ALR, designated as part of the "Green Zone" in the RGS, and "Agricultural / Countryside" (min. lot size 8.0 ha) in the Municipal Rural Plan / OCP



162

The Issue

- Metro Vancouver sought to quash the OCP amendment bylaw arguing that:
 - it was in conflict with the 'Green Zone' and created an inconsistency between the RCS and the OCP
 - minimum lot size changed from 8.0 hectares to 0.0266 ha = urban development
 - municipality should have submitted an amended RCS for consideration
- Municipality argued no inconsistency was created and that there was no need to seek an amendment to RCS - the municipality alone can determine consistency between the OCP and RCS.

The BC Court of Appeal Decision

- The BC Court of Appeal dismissed GVRD's appeal.
- The Court determined that there was no incorporation of an 8.0 ha minimum by reference.
- The Court did not deal with the other issues of BC Supreme Court – its only relevant consideration was whether the OCP provisions were incorporated by reference into the RCS.



191

Why did Metro Vancouver appeal?

- MV appealed because of the importance of regional planning to our federation.
- Where we see an inconsistency, we have a responsibility to respond, and where necessary seek clarification from the courts.
- The court gave a very narrow ruling.
- The narrow ruling applied to the interpretation of a subsection of a regional context statement that pertained to lot sizes.

What have we learned?

- In the implementation of our current regional growth strategy, *Metro Vancouver 2040*, efforts have been made to achieve greater clarity to hopefully avoid these disputes in the future.
- *Metro 2040* is a joint document created with agreement of all municipalities and RCS's need to ensure that the documents achieve the objectives of the parties.
- The ruling indicates the importance of ensuring that the region and our members continue to engage collaboratively to achieve the objectives of the regional growth strategy.

THE TSILHQOT'IN NATION AND DUTY TO CONSULT CASES:

What do they mean for local government?

Reece Harding

March 25, 2015

167

Foundation Principles

- Section 35(1) *Constitution Act, 1982*
“The existing aboriginal and treaty rights of the aboriginal peoples of Canada are hereby recognized and affirmed.”
- 17 words
- This is our Constitution; supreme law

168

Delgamuukw v. B.C. (1997)

- Number of important cases before and after section 35(1) of the *Constitution Act, 1982* but all comes together in *Delgamuuku*
- first case to decide aboriginal title could exist, includes:
 - Like fee simple; better
 - Right to use land
 - Right to occupy land
 - Possess land
 - Economic benefits

181

Delgamuukw v. B.C. (1997) cont.

- *Delgamuukw* did not decide:
 - Actual title to any land; or
 - Extent of aboriginal title lands
- 17 years later comes *Williams* (or *Tsilhqot'in v. B.C.*)

Tsilhqot'in v. B.C. (2014)

- June 2014 SCC decision
- many legal scholars suggest most important cases in B.C. history
- brief review of case
- firmly established aboriginal title exists; it was proven!!
- Court declared a large area of land (1700 square km) to the First Nation

171

Tsilhqot'in v. B.C. (2014) cont.

- 3 key points:
 - first ever case to prove aboriginal title; there will be more!
 - areas granted will likely be large
 - aboriginal title protected by s.35(1) of the *Constitution Act*; makes it a “super” fee simple

172

Tsilhqot'in v. B.C. (2014) cont.

- Implications?
 - New neighbours; like new local governments
 - Aboriginal Title is a real thing; cannot be taken away
 - Negates past resource agreements; must renegotiate
 - Economic implications moving forward (?)
 - Regulatory implications (?)
- Questions/Discussion

The Duty to Consult & Accommodate

- *Haida Nation v. B.C.*, 2004 SCC 73 is the legal basis
- The Crown duty arises when:
 1. the Crown has knowledge, real or constructive, of the potential existence of an Aboriginal right or claim;
 2. the Crown contemplates a decision or conduct that engages the Aboriginal claim or right; and
 3. the contemplated Crown decision or conduct may adversely affect the Aboriginal claim or right
- Remember, Crown duty arises pre-proof
- Talk about 2 duty to consult cases and how they affect local governments in future

HLI

Neskonlith Indian Band v. Salmon Arm 2012 BCCA 379

■ Facts

- A proposed shopping centre project was sited on private land in a sensitive riparian area upstream of the Neskonlith's reserve
- The Neskonlith considered the affected area their territory, but were not involved in litigation nor negotiations for aboriginal title

175

Neskonlith Indian Band v. Salmon Arm

2012 BCCA 379

■ Facts

- The Developer applied to the City for an Environmentally Hazardous Area development permit
- The City notified the Neskonlith and provided information as per usual policies
- The City issued the development permit
- The Neskonlith claimed they were not adequately consulted as per *Haida Nation* duty to consult

176

Neskonlith Indian Band v. Salmon Arm, 2012 BCCA 379

- BC Court of Appeal
 - Besides s.879 of the *Local Government Act*, local governments have neither the authority nor duty to consult with First Nations
 - Practically speaking, local governments do not have the resources to consult with FNs every time a decision affects their rights

177

Neskonlith Indian Band v. Salmon Arm, 2012 BCCA 379

- BC Court of Appeal
 - Local governments need only fulfill their statutory obligations when issuing DPs or building permits, or amending Official Community Plans or zoning bylaws
 - In the absence of a statutory obligation, local governments have no duty to consult
 - Reconciliation of aboriginal rights or title are the responsibility of the Crown, not local governments

Squamish Nation v. B.C., 2014 BCSC 991

■ Facts

- Squamish & Lil'wat Nations challenge Minister's approval of the Whistler OCP
- s.11 of the *RMOW Act* requires Ministerial approval
- very lengthy engagement between Nations and Whistler under s. 879 of the *Local Government Act* re draft OCP
- "short and unproductive" consultation with the Crown:
 - “Once the Ministry received Whistler's engagement record, I am of the view that the consultation process engaged in by the Province relied almost exclusively on Whistler's engagement record. The Province made little attempt to engage in its own consultation; it made no attempt to involve any other ministry with whom the Nations dealt in other ongoing negotiations; and it denied requests for further consultations because of time constraints imposed by the upcoming election.”
- quashed the Minister's approval

179

Squamish Nation v. B.C., 2014 BCSC 991

- BC Supreme Court

- *Squamish Nation follows Neskonlith:*

“The approval process of the OCP by the Minister may be the only opportunity the First Nations have for consultation with the Crown on potential infringements on their s.35 rights. The Court of Appeal made it clear in *Neskonlith Indian Band v. Salmon Arm*, 2012 BCCA 369 at paras. 68, 70 that the honour of the Crown which gives rise to the duty to consult with First nations does not apply to municipalities...”

- Minister’s decision to approve OCP must maintain “honour of the Crown” as Court concluded OCP may infringe claimed rights and title
 - Why is it the “only opportunity the First Nations have for consultation with the Crown...”?

180

What do these cases mean?

- A local government does not have a *Haida Nation* duty to consult First Nations
- *Neskonlith* is clear legal authority for local governments that their consultative obligations to First Nations when dealing with permit issuance or bylaw enactment are rooted in their statutory obligations
- The B.C. Court of Appeal is effectively saying in *Neskonlith* and that these types of local government actions do not impact a First Nation's aboriginal rights or title

181

What do these cases mean?

- The B.C. Supreme Court's conclusion in *Squamish Nation* that an OCP may have an adverse impact on aboriginal title rights runs somewhat contrary to this conclusion
- Given the unique facts and unique statutory requirement that the Crown must approve the Whistler OCP it does not take away from that larger legal principle in *Neskonlith*
- The *Squamish* decision has changed nothing, at least, for now
- Questions/Discussion

182

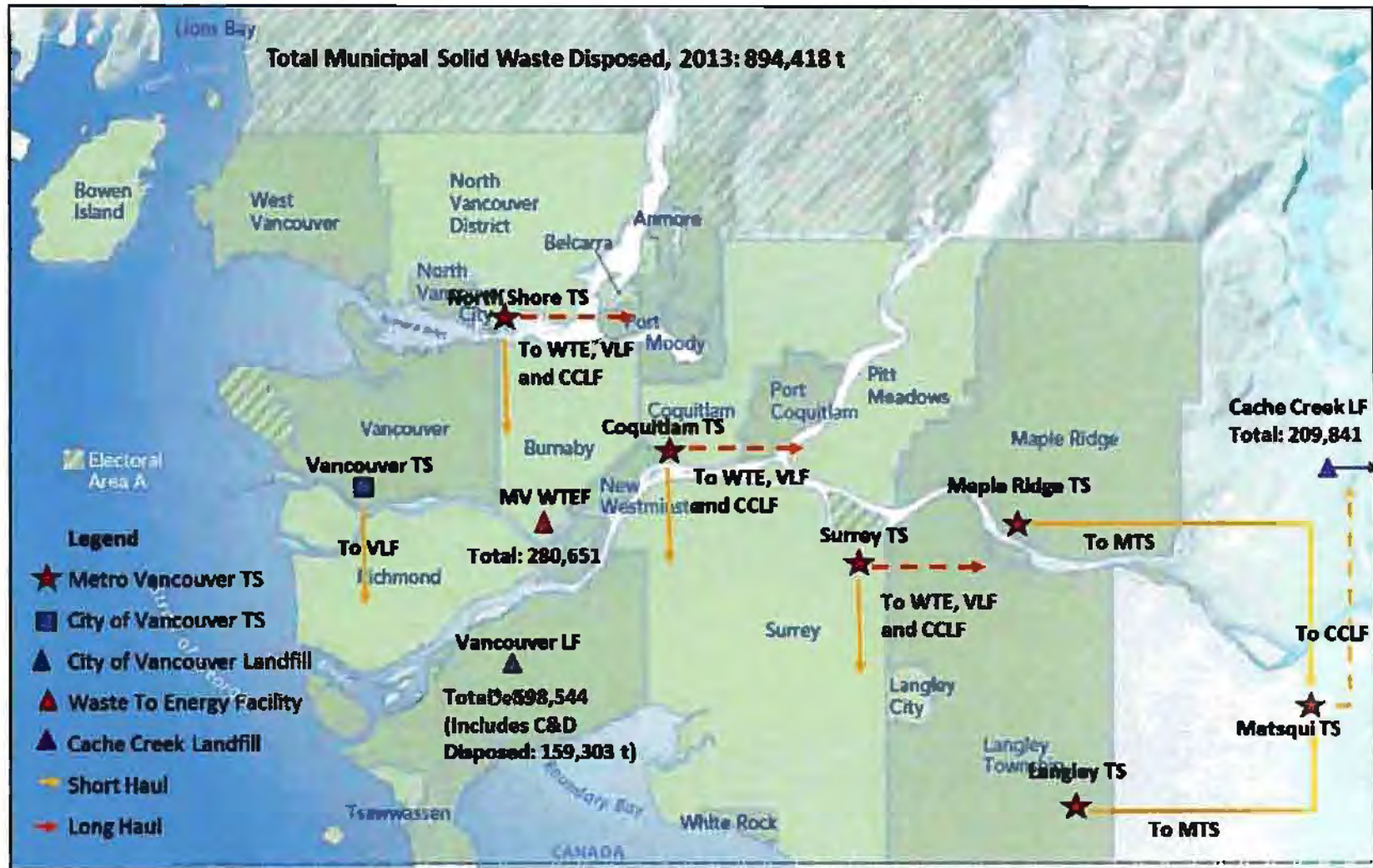


SOLID WASTE SERVICE COST RECOVERY IN METRO VANCOUVER

183

Regional District CEO/CAO Forum
March 2015

Solid Waste System Overview



* 2013. Includes MSW, bottom ash, construction and demolition materials, and sewer and water treatment plant residuals

1991

Zero Waste Initiatives and Communications

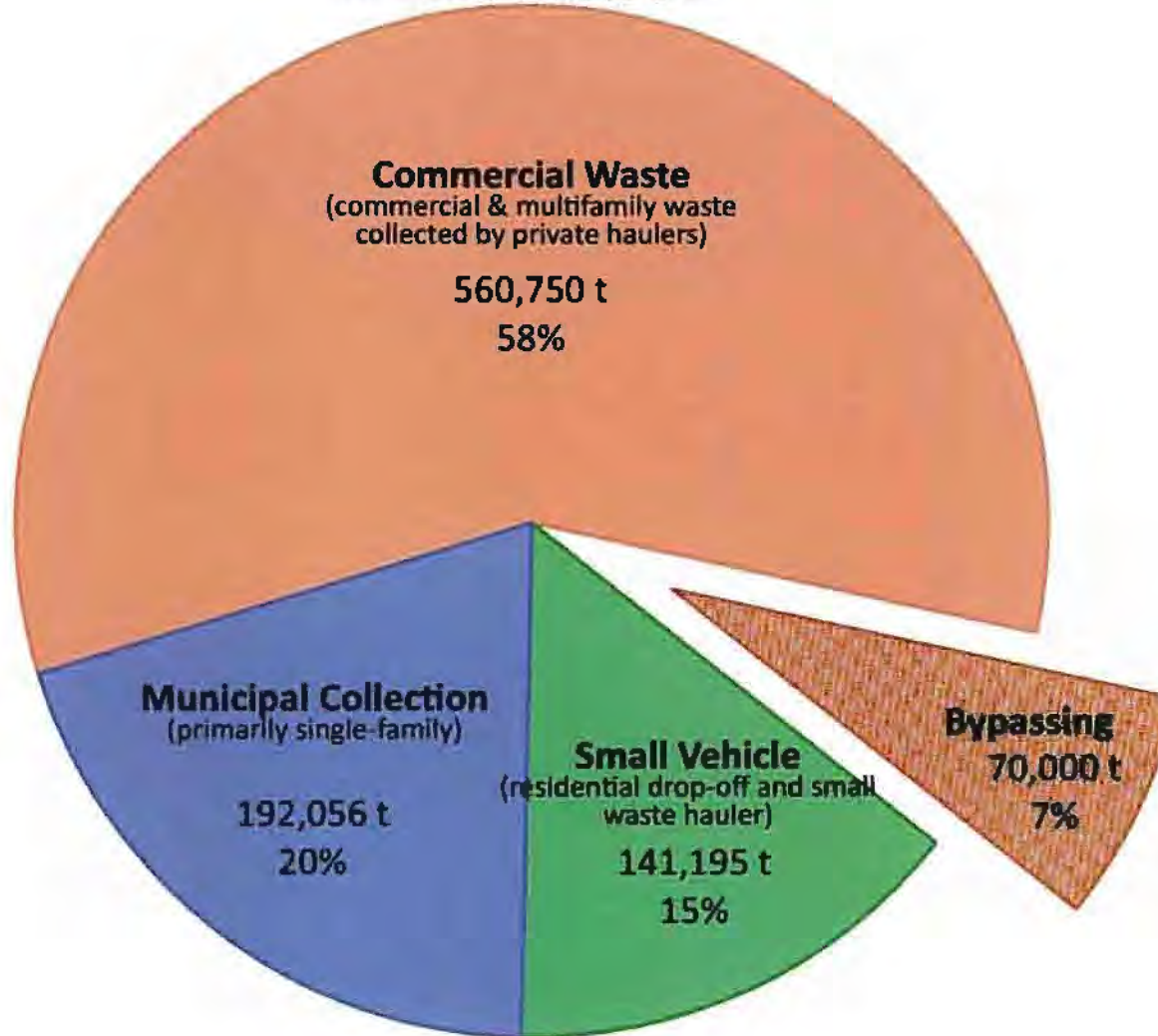
- Transfer Station Recycling
- Zero Waste Policy and Implementation
- Engagement and Consultation
- Regulation & Enforcement
- Zero Waste Communications
- National Zero Waste Council



185

Commercial Waste Represents 58% of Waste Flows


Metro Vancouver Solid Waste Distribution - 2013



1510

Waste Export Impacts on Solid Waste Goals

| Goal | Impact |
|------------------------|--|
| Goal 1: Reduce | <ul style="list-style-type: none">• Funding waste reduction activities from Tipping Fee not sustainable |
| Goal 2: Recycle | <ul style="list-style-type: none">• Disposal Bans ineffective on waste leaving system• Low cost disposal reduces recycling incentive• Funding recycling initiatives from Tipping Fee not sustainable |
| Goal 3: Recover Energy | <ul style="list-style-type: none">• Uncertain waste flow and Tipping Fee revenue results in challenges funding new infrastructure |
| Goal 4: Disposal | <ul style="list-style-type: none">• Small vehicle disposal is subsidized by commercial revenues• Resiliency, cost effectiveness and accessibility of disposal and transfer station system at risk. |

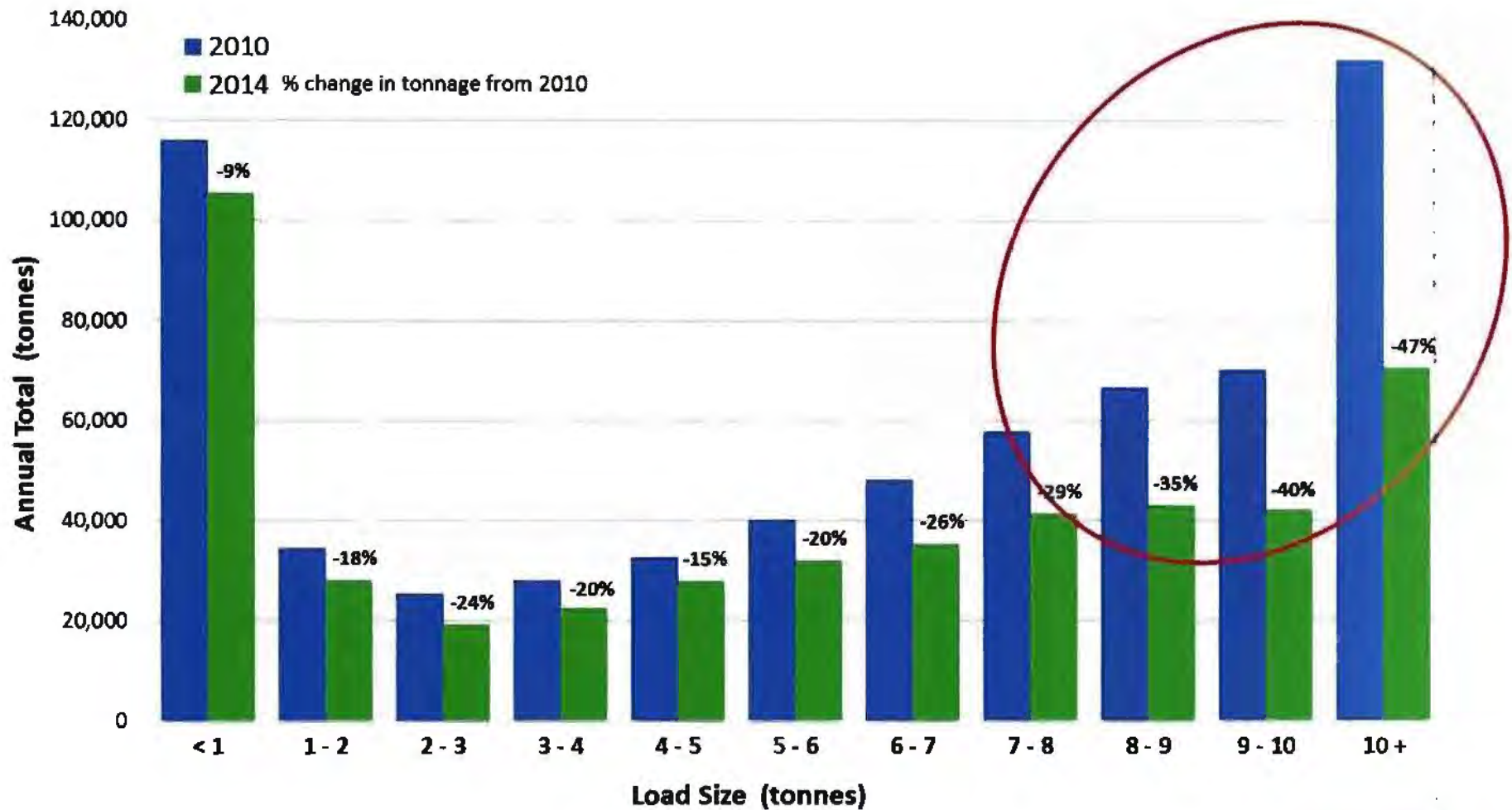


The proposed Solid Waste Services Strategy aims to address waste export impacts, while continuing to pursue solid waste goals

197

Heavy Loads Leaving System

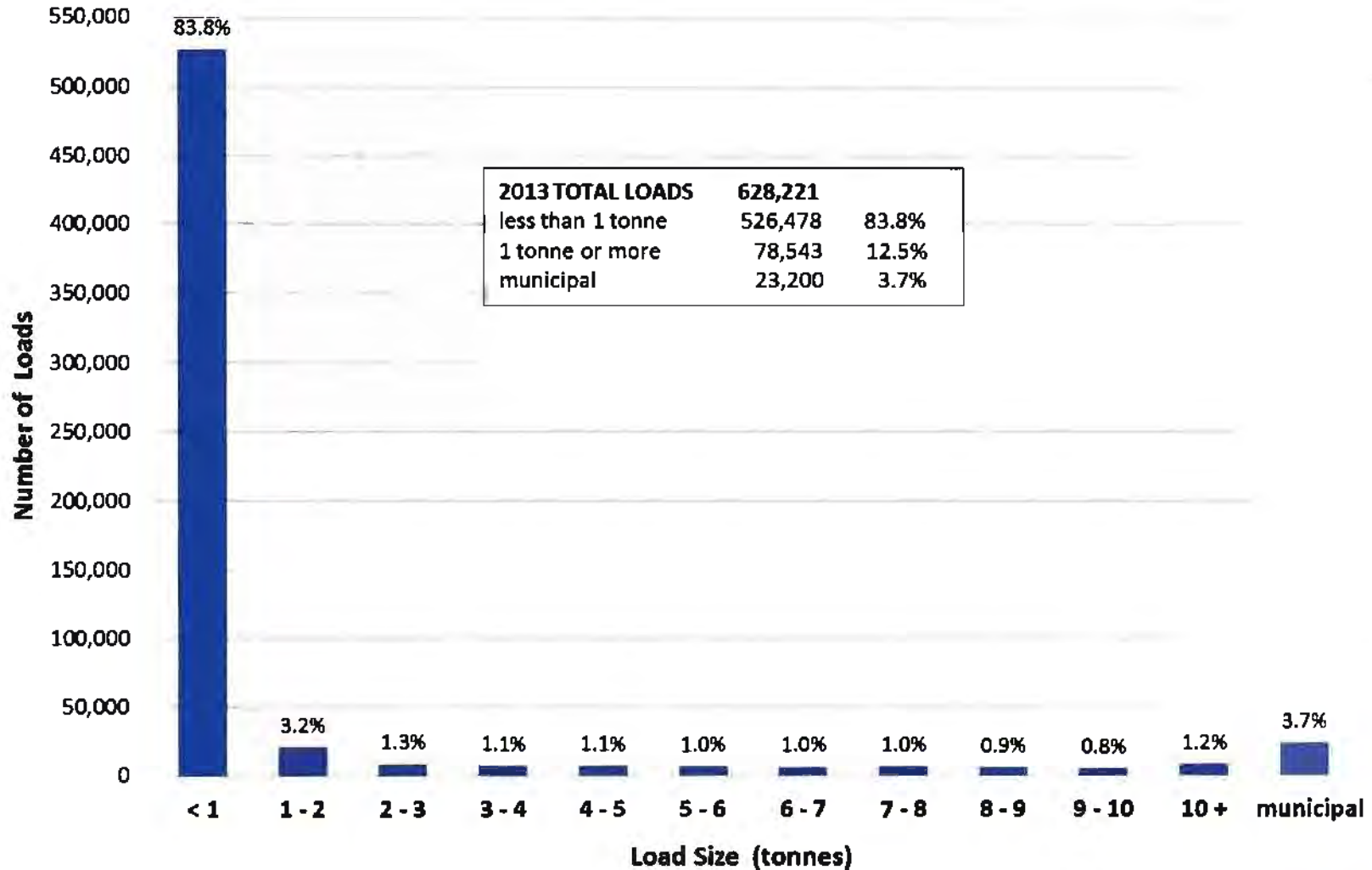
Waste Flows to MV Facilities by Load Weight



188

Large Majority of Trips are Small Loads

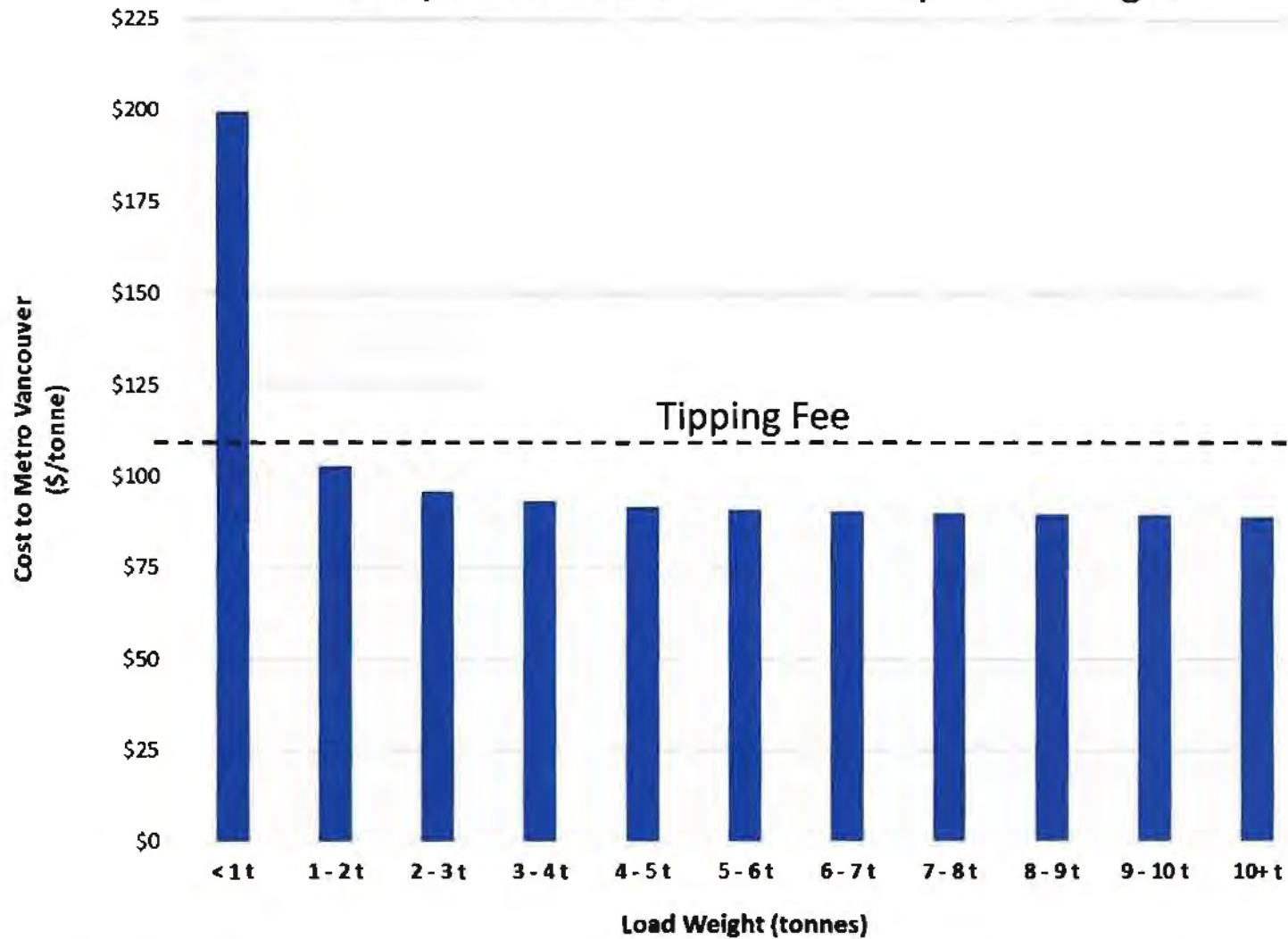
Number of Loads to MV Facilities by Load Size



189

Small Loads Cost more than Large Loads

Cost per Load at MV Facilities by Load Weight



190

Recommended Tipping Fee Structure

- Large Loads >9 tonne \$80/t
- Loads between 1-9 t \$109/t (\$720 max)
- Loads less than 1 t \$130/t (\$109 max)
- Matsqui Transfer Station \$150/t

- Transaction Fee \$5/load

Transaction Fee

- Recovers a portion of fixed costs of managing loads at facilities
- Applies to all loads
- \$3.1 million in projected revenue



192

**REGIONAL DISTRICT OF BULKLEY-NECHAKO****MEMORANDUM**

TO: Chair Miller and Committee of the Whole

**FROM: Cheryl Anderson
Manager of Administrative Services**

DATE: June 3, 2015

SUBJECT: 2015 UBCM Resolution Deadline

The deadline to submit resolutions for consideration at the UBCM Convention is June 30, 2015. Resolutions received after June 30th will not be printed in the Resolutions Book and can only be admitted for debate by special motion during the Convention.

RECOMMENDATION: (All/Directors/Majority)

Receive

REGIONAL DISTRICT OF BULKLEY-NECHAKO**BYLAW NO. 1633, 2012****A bylaw to regulate the meetings and conduct
of the Regional Board and Committees**

WHEREAS the Regional District pursuant to Section 794 of the *Local Government Act* must, by bylaw, provide for the procedure to be followed for the conduct of its business and the business of its select and standing committees, and, in particular, must, by bylaw:

- (a) establish the general procedures to be followed by the Board and by Board committees in conducting their business, including the manner by which resolutions may be passed and bylaws adopted;
- (b) provide for advance public notice respecting the time, place and date of Board and Board committee meetings and establish the procedures for giving that notice;
- (c) identify places that are to be public notice posting places for the purposes of the application of section 94 (requirements for public notice) of the *Community Charter* to the Regional District.

NOW THEREFORE, the Board of Directors of the Regional District of Bulkley-Nechako, in open meeting assembled, enacts as follows:

PART 1 - GENERAL**1.0 Title**

1. This bylaw may be cited for all purposes as "Regional District of Bulkley-Nechako Procedure Bylaw No. 1633, 2012."
2. The "Regional District of Bulkley-Nechako Procedure Bylaw No. 1624, 2011" is hereby repealed.

2.0 Interpretation

"**Board**" means the Board of Directors of the Regional District of Bulkley-Nechako;

“Chairperson” means the Chairperson of the Board elected by the Board to fulfil the duties and responsibility of Chair pursuant to the *Local Government Act* and includes the person presiding at a meeting of the Board, or the person appointed as Chair of a Standing or Select Committee of the Board, as the context requires;

“Vice-Chairperson” means the person elected by the Board to fulfil the duties and responsibility of Vice-Chairperson pursuant to the *Local Government Act* and includes the person presiding at a meeting of the Board, or a Standing or Select Committee of the Board in the absence of the Chairperson as the context requires;

“Committee” means a Standing or Select Committee of the Board;

“Committee of the Whole” means a committee of all Board members.

“Corporate Administrator” means the officer assigned responsibility for corporate administration pursuant to the *Local Government Act*;

“Director” means a member of the Board of the Regional District of Bulkley-Nechako, whether as a Municipal Director or an Electoral Area Director pursuant to the *Local Government Act*;

“Inaugural Meeting” means the first meeting of the Board that is held after December 1 in any year.

“Public Notice Posting Place” means the public notice board of the Regional District of Bulkley-Nechako main office, Burns Lake, British Columbia;

“Regional District” means the Regional District of Bulkley-Nechako;

“Regional District Office” means the main office of the Regional District located in Burns Lake, British Columbia;

3.0 Election of Chairperson and Vice-Chairperson

3.1 At the Inaugural Meeting the Board shall elect a Chairperson from among its Directors.

3.2 Following election of a Chairperson, and at the same meeting, the Board shall elect a Vice-Chairperson from among its Directors.

3.3 The Chief Administrative Officer is to preside from the Chair over the

election of the Chair and Vice Chair. The Chief Administrative Officer has all the powers and duties of the Chair under this bylaw and the *Local Government Act* to the extent necessary to conduct the election.

- 3.4 Each candidate for election as Chair or Vice Chair may make a statement of not more than two minutes duration before the election.
- 3.5 The election of the Chair and the Vice Chair must be by a secret ballot of the Directors whose votes are to be recorded on ballot papers prepared and distributed for the purpose by the Chief Administrative Officer.
- 3.6 The winner of an election is to be determined by the Chief Administrative Officer in accordance with the following rules:
 - (a) Where there are two candidates for a position, the candidate who receives the most votes is the winner of the election.
 - (b) Where there are more than two candidates for a position, the candidate who receives more votes than all of the other candidates together is the winner.
 - (c) Subject to rule (d) below, where there are more than two candidates for a position and no candidate receives more votes than all of the other candidates together, the candidate who received the least votes is eliminated and another vote is to be held. Voting is to continue as provided in these rules until one candidate receives more votes than all of the other candidates together.
 - (d) If two candidates are tied for the least number of votes, the Chief Administrative Officer must announce the results of that vote and a second vote must be held. If the second vote results in another tie for the least number of votes, the Chief Administrative Officer must toss a coin and the loser of that toss is eliminated as if he or she alone had received the least number of votes. Voting is then to continue as provided in these rules.
- 3.7 The Chief Administrative Officer must declare the winner of an election by announcing it to the Board of Directors. The Chief Administrative Officer must record the winner of the election in the minutes for the meeting at which the election is held.
- 3.8 The Chief Administrative Officer must destroy the ballots cast in an

election if the Directors unanimously so resolve.

- 3.9 During the absence, illness or other disability of the Chairperson, the Vice-Chairperson has all the authority of the Chairperson and is subject to the same rules as the Chairperson.
- 4.0 If the office of the Chairperson or Vice-Chairperson becomes vacant, the Board shall elect another Chairperson or Vice-Chairperson from among its Directors at the first possible regular meeting of the Board.

PART TWO - MEETINGS

4.0 Meetings of the Regional Board and Standing Committees

- 4.1 Regular Meetings of the Board shall be held at such time and place as the Board shall decide from time to time by resolution.
- 4.2 At the Inaugural Meeting each year, the Board shall set the time, place, and dates of the regular meetings of the Board and its Standing Committees for the coming year.
- 4.3 The Schedule of Regular Meetings of the Board and its Standing Committees must be posted at the Public Notice Posting Place.

5.0 Notice of Regular Board Meetings

- 5.1 At least seventy-two (72) hours before a Regular Board Meeting, the Corporate Administrator must give public notice of the time, place, and date of the meeting by way of a notice posted at the Public Notice Posting Place.
- 5.2 At least twenty-four (24) hours before a Regular Board Meeting, the Corporate Administrator must give further public notice of the meeting by:
- (a) posting a copy of the agenda at the Public Notice Posting Place; and
 - (b) leaving copies of the agenda at the reception counter at the Regional District office for the purpose of making them available to members of the public.
- 5.3 The Corporate Administrator will issue a paper or electronic copy of the agenda at least five (5) days before the date of the Regular Board Meeting to each director at the address given by the director.

5.4 The Corporate Administrator shall also endeavour to post agendas on the Regional District's internet website.

6.0 Reports

6.1 A Standing or Select Committee of the Board may report to the Board at any regular meeting or as required by the Board.

6.2 All heads of departments which may be created from time to time shall prepare for the forthcoming regular meeting of the Board, in addition to any other reports required by the Board, a report of the activities and responsibilities of their respective departments, unless they report to a Standing Committee.

6.3 The reports should be prepared and submitted to the Corporate Administrator who shall make copies of each report and attach a copy to the agenda of the forthcoming regular meeting of the Board before the agenda is circulated to the members of the Board.

7.0 Notice of Special Board Meetings

7.1 Except where notice of a Special Meeting is waived by a unanimous vote of all Board members under Section 793(4) of the *Local Government Act*, before a special meeting of the Board, the Corporate Administrator must;

(a) At least 24 hours before a Special Meeting, give advance public notice of the time, place, and date of the meeting by posting a notice on the Public Notice Posting Place;

(b) give notice of the Special Meeting in accordance with section 793(3) of the *Local Government Act*.

7.2 In an emergency, notice of a Special Meeting may be given, in accordance with section 793(5) of the *Local Government Act*.

7.3 Section 7.1 does not apply where the Directors have been given notice under Section 7.2.

8.0 Electronic Meetings

- 8.1 Provided the conditions set out in the *Regional Districts Electronic Meetings Regulation, B.C. Reg.271/2005* and sections 793(3), (4) or (5) of the *Local Government Act* are met, a special Board Meeting may be conducted by means of visual and/or audio electronic or other communication facilities if the Board requires it.
- 8.2 Provided the conditions set out in the *Regional Districts Electronic Meetings Regulation, B.C. Reg.271/2005* are met, a Director who is unable to attend a Board, Committee, Special, or In-Camera meeting other than a meeting convened under Section 8.1, may participate in a meeting, by means of visual and/or audio electronic or other communication facilities, if the Director is unable to attend in person because of:
- (a) Physical incapacity due to injury or illness;
 - (b) Inclement weather;
 - (c) Physical absence from the Regional District boundaries while acting in the capacity as a Director on Regional District of Bulkley-Nechako matters;
 - (d) Extraordinary circumstances which, in the view of the Chair, renders attendance in person by the Director impractical;
- provided that a Director who participates in accordance with section 8.2 does so at no more than two meetings per year unless otherwise authorized by the Chair.
- 8.3 At a meeting conducted under section 8.2 the Chair must not participate electronically.
- 8.4 No more than two Directors at one time may participate at a meeting under section 8.2 unless otherwise authorized by the Chair, assuming there is a quorum without those so authorized Directors.

- 8.5 Any Director participating at a meeting in accordance with section 8.2 must be in receipt of the agenda and any applicable staff reports as have been provided to Directors not participating electronically before the Board meeting.
- 8.6 Notice of a special Board meeting required under section 7 and conducted under section 8.1 must contain information of the way in which the meeting is to be conducted and the place where the public may attend to hear, or watch and hear, the proceedings of the meeting that are open to the public.
- 8.7 A Director participating electronically by audio means only must indicate his or her vote verbally.
- 8.8 A Director participating in a meeting electronically is deemed to be present in the meeting as though they are physically present.

9.0 Notice of Committee Meetings

- 9.1 In this section:

“Standing Committee” means a Committee of the Board which is not a Standing Committee of the Whole.

- 9.2 At least seventy-two (72) hours before a regular meeting of a Standing Committee of the Whole, the Corporate Administrator must give public notice of the time, place, and date of the meeting by way of a notice posted at the Public Notice Posting Place.
- 9.3 At least twenty-four (24) hours before a regular meeting of a Standing Committee of the Whole, the Corporate Administrator must give further public notice of the meeting by:
- (a) posting a copy of the agenda at the Public Notice Posting Place; and
 - (b) leaving copies of the agenda at the reception counter at the Regional District Office for the purpose of making them available to members of the public.

- 9.4 At least twenty-four (24) hours before a regular meeting of a Standing Committee of the Whole, the Corporate Administrator must deliver a copy of the agenda to each member of the Committee at the place to which the Committee member has directed notices be sent.
- 9.5 At least twenty-four (24) hours before:
- (a) a special meeting of a Standing Committee of the Whole; or
 - (b) a meeting of a Standing Committee;

the Corporate Administrator must give advance public notice of the time, place, and date of the meeting by way of a notice posted at the Public Notice Posting Place.

10.0 Attendance of Public at Meetings

- 10.1 Except where the provisions of Section 90 of the *Community Charter* apply all the Regional Board meetings must be open to the public.
- 10.2 Where the Board wishes to close a meeting or part of a meeting to the public, it may do so by first adopting a resolution in a public meeting in accordance with Section 92 of the *Community Charter*.
- 10.3 This section applies to meetings of bodies referred to in Section 93 of the *Community Charter*, including, without limitation:
- (a) Select or Standing Committees of the Board;
 - (b) the Board of Variance;
 - (c) the Parcel Tax Review Panel;
 - (d) the Advisory Planning Commissions;
 - (e) other Committees and Commissions established by the Board;
 - (f) Committee of the Whole.
- 10.4 Despite Section 10.1, the Chairperson may expel or exclude from a Board meeting or meeting of a body referred to in Section 10.3, a person in accordance with Section 133 of the *Community Charter*.

11. Minutes of Meetings

- 11.1 Minutes of Board meetings must be kept in accordance with Section 236 of the *Local Government Act*. For the purposes of Section 236(b) of the *Local Government Act*, the designated officer is the Corporate Administrator.
- 11.2 Minutes of Committee meetings referred to in Section 10.3 must be kept in accordance with Section 237 of the *Local Government Act*.
- 11.3 Section 11.2 applies to meetings of:
- (a) Select or Standing Committees of the Board; and
 - (b) Any other Committee composed solely of Board members acting as Board members.

12. Closed Meetings

- 12.1 A meeting of the Board may be closed to the public in accordance with Section 90 of the *Community Charter*.
- 12.2 It shall be the responsibility of the Chairperson and the Corporate Administrator, individually or collectively, to recommend to the Board that it consider certain matters at a closed meeting (with the public and/or certain members of the staff excluded), and to prepare an agenda designating the topics to be so discussed.

PART 3 - PROCEDURES

13.0 Opening Procedures

- 13.1 As soon as a quorum is present, following the stated time of the meeting, the Chairperson shall take the Chair and call the Directors to order.

- 13.2 If the Chairperson does not attend the meeting within fifteen (15) minutes after the time appointed, the Vice-Chairperson shall take the Chair and call the Directors to order. If the Vice-Chairperson is also absent, the Corporate Administrator shall take the Chair and call the Directors to order. If a quorum is present, the Directors shall elect an Acting Chairperson who shall preside during the meeting until the arrival of the Chairperson or Vice-Chairperson. The person appointed as Acting Chairperson has all the authority and is subject to the same rules as the Chairperson.
- 13.3 If no quorum is present within thirty (30) minutes after the appointed time of the meeting, the Corporate Administrator shall record in the minute book the names of the Directors present and the meeting shall be adjourned.
- 13.4 A quorum of a regular Board Meeting shall consist of ten (10) Directors.
- 13.5 Immediately after the Chairperson has taken his/her seat and has called the meeting to order, the minutes of the preceding meeting shall be read by the Corporate Administrator in order to correct mistakes. The reading of the minutes shall be dispensed with if each member has been sent a copy of the minutes at least seventy-two (72) hours before the meeting at which they are to be considered.

14.0 Rules of Conduct and Debate

- 14.1 Every Director shall address the Chairperson before speaking to any question or motion.
- 14.2 Directors shall address the Chairperson as "Mr. Chair" or "Madam Chair" or "Mr. Chairperson" or "Madam Chairperson" and shall refer to each other as "Director _____".
- 14.3 No Director shall:
- (a) speak disrespectfully of Her Majesty the Queen or any of the Royal Family, or of the Governor General or a Lieutenant Governor, or persons administering the Government of Canada or of the Government of British Columbia;

- (b) use offensive words in or against the Board, a Director or a Regional District staff member;
 - (c) speak to or raise matters that are not germane to the question being debated;
 - (d) disobey the rules of the Board on questions of order or practice, or upon the interpretation of the rules of the Board.
- 14.4 If a Director takes an action prohibited in section 14.3, that Director may be ordered by a majority vote of the Directors present to leave his or her seat for that meeting. If a Director refuses to leave his or her seat, that Director may on the order of the Chairperson be removed from the meeting by a Peace Officer.
- 14.5 The Board may permit a Director who has been ordered to leave his or her seat to take his/her seat again, if that Director apologizes.
- 14.6 After a question is finally put to the Chairperson, no member shall speak to the question, nor shall any other motion be made until after the result of the vote has been declared. The decision of the Chairperson as to whether the question has been finally put shall be conclusive.
- 14.7 If the Chairperson desires to leave the chair for the purpose of taking part in the debate or otherwise, the Chairperson shall call on the Vice-Chairperson or if the Vice-Chairperson is absent, one of the Directors shall be called to take the chair until resumed by the Chairperson.
- 14.8 When any order, resolution, or question is lost by reason of the Board or any Committee thereof breaking up for want of a quorum, the order, resolution, or question so lost shall be the first item of business to be proceeded with and disposed of at the next meeting of the Board or Committee.

15.0 Points of Order

- 15.1 The Chairperson, or the Director presiding at the meeting of the Board, shall preserve order and decide all points of order which may arise, subject to an appeal by the other Directors of the Board then present.
- 15.2 If an appeal is made by a Director of the Board from the decision of the Chairperson, the question "Shall the Chairperson be sustained?" shall

immediately be put by the Chairperson and decided without debate. The Chairperson shall be governed by the majority of the Directors of the Board then present, other than the Chairperson. In the event of the votes being equal, the question shall pass in the affirmative.

- 15.3 If the Chairperson refuses to put the question "Shall the Chairperson be sustained?", the Board shall forthwith appoint the Vice-Chairperson, or if absent, one of the Directors to preside temporarily in lieu of such Chairperson, as the case may be, and the Vice-Chairperson or Director of the Regional Board so temporarily appointed shall proceed in accordance with Subsection 15.2. In the event of the votes being equal, the question shall pass in the affirmative.
- 15.4 Any resolution or motion carried under the circumstances mentioned in Subsection 15.3 is as effectual and binding as if carried under the presidency of the Chairperson.

16. Motions

- 16.1 Motions other than routine motions shall be put in writing and seconded before being debated or put from the Chairperson.
- 16.2 A motion that has been seconded must be read by the Chairperson or Corporate Administrator before debate at the request of any Director.
- 16.3 Amendments to a motion shall be decided upon before the main question is put to a vote. Only one amendment shall be allowed to an amendment.
- 16.4 A motion to commit the subject matter to a Committee, until it is decided, shall preclude all amendment of the main question.
- 16.5 A motion to adjourn the Board or to adjourn the debate shall always be in order, but if such motion is defeated, no similar motion to the same effect shall be made until some intermediate business or matter has been disposed of.

17.0 Voting of Questions

- 17.1 Voting on questions, resolutions, and bylaws must be in accordance with Section 791 of the *Local Government Act*.
- 17.2 Section 17.1 applies to the meetings of a Committee.

- 17.3 Any Director who is present at the meeting but who declines to vote on a question for any reason shall be deemed to have voted in the affirmative and that Director's vote or votes shall be counted accordingly.
- 17.4 In all cases where the votes of the Directors then present, including the vote of the Chairperson or other person presiding, are tied, the question shall be defeated and it shall be the duty of the presiding Director to so declare.
- 17.5 As soon as the Chairperson has announced the results of the vote on a question, any Director who voted in opposition may request the Chairperson to have that Director's name so recorded in the minutes.
- 17.6 When a question under consideration contains distinct propositions, the vote upon each proposition shall be taken separately only upon the request of any Director to do so.
- 17.7 After a bylaw, resolution, or proceeding of the Board is adopted, the Chairperson may return it for reconsideration in accordance with Section 219 of the *Local Government Act*.
- 17.8 The Board shall not reconsider any question more than once.
- 17.9 The motion to reconsider requires two-thirds of the votes cast of the Directors present to pass.
- 17.10 The Board shall not reconsider any question that
- (a) has been acted upon by any officer or employee of the Regional District.
 - (b) received the assent or approval of the electors and subsequently adopted by the Board; or
 - (c) has been reconsidered under Section 219 of the *Local Government Act* or Section 17.7 of this Bylaw.
- 17.11 After a question has been reconsidered, it shall not be reintroduced for a period of six months except by unanimous consent of all Directors.

17.12 For the purpose of this section, a question has been acted upon if

- a) in the case of a contract, a bylaw or resolution authorizing the Board to enter into the contract has been communicated to another party to the agreement;
- b) an approval or consent of the Board has been communicated to a public authority and the public authority has relied upon the approval or consent to issue a permit, approval, or license or to enter into an agreement with a third party; or
- c) in any other case, a decision of the Board on this question has been communicated to a third party in circumstances in which it is reasonable to believe that the third party or another person has, in reliance upon the communication, incurred a liability or altered his or her legal position;

17.13 This section shall not be interpreted as fettering or impairing any legislative power, duty or function of the Board.

PART 4 - BYLAWS

18.0 Bylaws

- 18.1 A bylaw may be given up to 3 readings at one meeting of the Board.
- 18.2 The Board may reconsider any clause or section of a bylaw following first, second and/or third reading, but before adoption.
- 18.3 Despite Section 135 (3) (*at least one day between third reading and adoption*) of the *Community Charter*, a bylaw that does not require approval, consent or assent under this or any other Act before it is adopted may be adopted at the same meeting at which it passes third reading if the motion for adoption receives at least 2/3 of the votes cast.
- 18.4 If a bylaw requires statutory approval, the approval must be obtained after the bylaw has been given third reading and before the bylaw is adopted.
- 18.5 Once adopted, a bylaw must be signed by the Chairperson at the Board meeting at which it was adopted, and be signed by the officer assigned responsibility under Section 198 of the *Local Government Act*.

19.0 Standing and Select Committees

- 19.1 The Chairperson may establish standing committees in accordance with Section 795(2) of the *Local Government Act*. The proceedings of all such Committees shall be subject to the approval of the Board.
- 19.2 The Board may from time to time appoint a select committee in accordance with Section 795(1) of the *Local Government Act*.
- 19.3 Any Director of the Board may be appointed to a standing or select committee whether or not that director is present at the meeting where the appointment is made.
- 19.4 Any Director may attend a meeting of any Committee. A Director who has not been appointed to a Committee and attends a meeting of that Committee may not vote, but, with the exception of the Executive Committee, may be allowed to take part in any discussion or debate by permission of a majority of the votes of the members of that Committee then present.
- 19.5 The Chairperson is an ex-officio member of all Board Committees. The Chairperson shall have the right to vote, but shall not be included in the quorum.
- 19.6 The general duties of all the standing committees of the Board shall be as follows:
- a) To consider and report to the Board from time to time, or whenever desired by the Board and as often as the interest of the Regional District may require, on all matters referred to them by the Chairperson or the Board or coming within their purview, and to recommend such action by the Board in relation thereto as they, the Committee, deem necessary or expedient.
 - b) To carry out the instructions of the Board expressed by resolution in regard to any matter referred by the Board to any committee for immediate action thereupon, but in such cases the instructions of the Board shall be specific and the Committee shall report its action in detail at the next regular or other meeting of the Board, or as specified in the instructions of the Board.

- 19.7 In the transaction of business, all Standing and Select Committees shall adhere as far as possible to the rules governing proceedings in meetings of the Board.
- 19.8 Of the number of Directors appointed to compose any standing or select committee, a majority of the Directors having among them a majority of the votes shall be a quorum competent to transact business.
- 19.9 On completion of its assignment and submission of its report to the Board, a Select Committee shall be automatically dissolved.

PART 6 - AGENDAS

20.0 Delegations

- 20.1 Individuals or groups wishing to appear before the Board may do so only if they have first notified the Chairperson or Corporate Administrator in writing before the agenda has been prepared and circulated to the Board, except on extraordinary occasions declared as such by the Chairperson.
- 20.2 Every delegation shall be allowed a reasonable time at the discretion of the Chairperson to present its petition or submission, at the meeting. The Board may dispose of the petition or submission at the meeting, refer the subject matter to a Committee or take such other action as is deemed expedient.

21.0 Rules of Order

- 21.1 In all unprovided cases in the proceedings of the Board or of its Committee(s), the New Roberts Rules of Order, 2nd Edition, 1998 shall be followed to the extent those Rules are applicable in the circumstances and not inconsistent with this Bylaw, the *Community Charter* or the *Local Government Act*.

This Bylaw may be cited for all purposes as "Regional District of Bulkley-Nechako Procedure Bylaw No. 1633, 2012."

Certified a true and correct copy of Regional District of Bulkley-Nechako Procedure Bylaw No. 1633, 2012.



Corporate Administrator

Bylaw No. 1633
Page 17

READ A FIRST TIME this 22 day of March , 2012.

READ A SECOND TIME this 22 day of March , 2012.

READ A THIRD TIME this 22 day of March , 2012.

ADOPTED this 22 day of March , 2012



CHAIRPERSON



CORPORATE ADMINISTRATOR